

Operating and Capital Expenditure Budget

Budget Year 2021

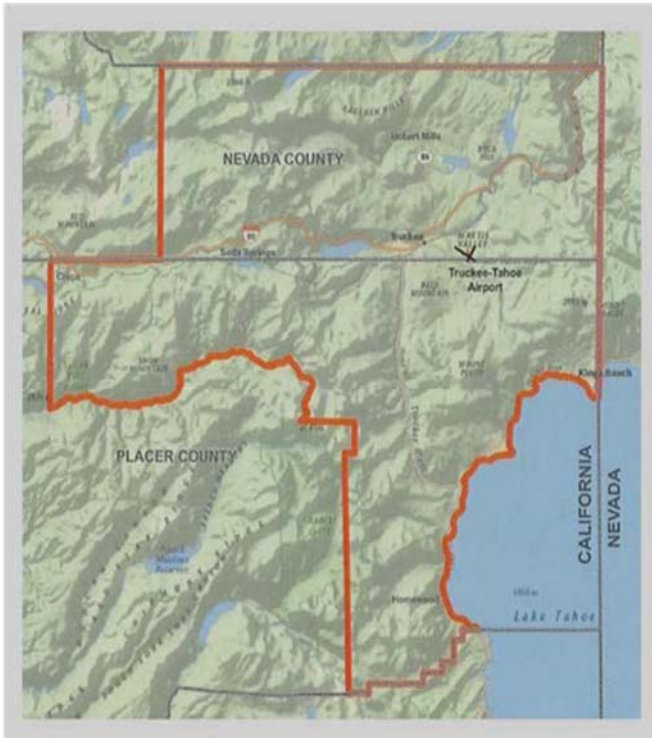


New Emergency Medivac Facility Constructed Summer of 2020.

BUDGET MESSAGE

The Truckee Tahoe Airport District (District) consistently strives to be an excellent example of local agency government. The District's Mission Statement is as follows:

The Truckee Tahoe Airport is a community airport that provides high-quality aviation facilities and services to meet local needs. We strive for low impact on our neighbors while enhancing the benefits to the community-at-large.



TTAD Boundaries

Like interstate 80 and the Union Pacific Railroad, the Truckee Tahoe Airport District is part of a larger regional and national transportation system. The District strives to meet needs and demands of our local and visitor community. The District also strives to minimize impact on our local residents. The District traditionally does not market or encourage increased flight operations but responds to the needs of the region it serves. As our community sees natural growth, flight operations continue to increase year over year. Anticipated operations for 2021 are estimated at 38,000 (a landing or take-off). The accompanying Map depicts the service area of the Truckee Tahoe Airport District.

THE BUDGET PROCESS

The Fiscal Year 2021 Budget which begins January 1st and ends December 31st, endeavors to satisfy the needs of District customers, constituents, affected neighbors, employees, and the greater community in a fiscally responsible way. The District budget cycle is on a Calendar year. The annual budget process formally begins each August with a presentation to the Board seeking input on various budget opportunities and having an open dialogue with the Board of Directors, staff, and the public on District spending priorities for the coming year. The Budget is revised and reviewed by the Board at their September and October Board Meetings, with the final budget adopted in early December. The four-month process allows for sufficient staff, Board, and



most importantly public input and discussion. The 12 Budget Opportunities presented at the August 2020 Board Workshop are as follows:

FY2021 Highlights of Budget Opportunities as Discussed at August 28, 2020 Budget Workshop

Increase Community Sponsorships and Partnerships	Replacement Building for EAA and Civil Air Patrol	New Fly Quiet Curfew Incentive
Funding for Regional Housing Solutions and Opportunities	Administration Building Addition	Flight Procedure Development
Pavement Management	Transportation and Housing funding	Facility Maintenance Plan Projects
East Terminal Parking Lot Expansion	Various Studies for Asset Management	Warehouse and west hangar row access

The Board discussed these highlights among other items and in most cases allocated funds for these opportunities at some level in 2021 Budget.

The District continues to operate with minimal debt; the only debt is associated with completion in 2019 of the Executive Hangars, 9 of which are leased, and one is kept by the District for overnight use as well as for aircraft deicing. The Fiscal highlights for 2021 are as follows:

**Fiscal Year
2021 Highlights**

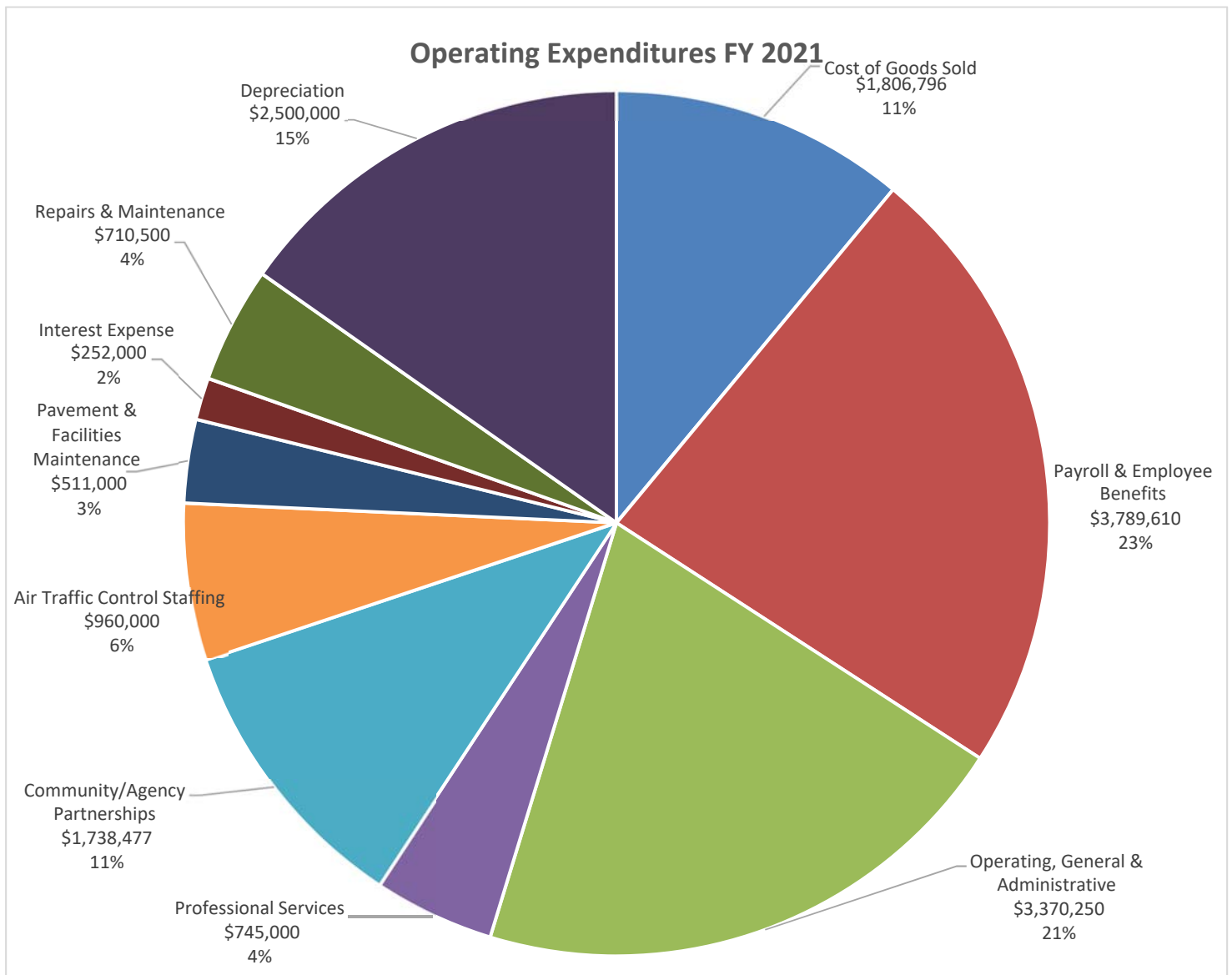
- Operating budget of \$18.9million
- Capital expenditures of \$8.7million
- Operating revenues of \$11.9million
- Property Tax revenues of \$7.0million
- Use of Reserves \$6.1 million
- Grant Revenue \$4.8 million
- Beginning Year Projected Reserves \$5.6million
- End of Year Projected Reserves \$2.0million



FISCAL YEAR 2021 BUDGETED EXPENDITURES

Budgeted expenditures are shown by category in **Figure 2**. Total budgeted expenditures are \$16 million.

Figure 2 Budgeted Expenditures - 2021





Transparency: The 2021 Budget reinforces the District's commitment to focus on transparency in many ways. The District was recognized in 2020 by the California Special District Association with the Transparency Certificate of Excellence Award. District Board meetings are broadcast over the local cable channel and the internet and archived on the District's website for viewing at any time. The District continues to refresh and update the website to provide constituents and customers with news and information about the District. The website has 50,000-60,000 visitors a year with the 360-degree webcam being especially popular. The District also publishes an annual report and newsletters to constituents as well as a newsletter to our pilot and user community. This Budget includes a 5 year update to our Employee Classification and Compensation Study which is a requirement of our Transparency Certificate of Excellence issued by CSDA.

Commitment to Community: The 2021 budget includes \$1.6 million for community partnerships and sponsorships. Ongoing support is provided to youth education and local transportation. The District helps many youth programs and activities through our community non-profit sponsorship initiative. These include Young Eagles, Civil Air Patrol, STEAM programs, Mission to Mars, the Challenger Academy program and Boys and Girls Club. Additionally, collaborative transportation projects include providing funding for free fares on TART public transportation, the North Lake Tahoe Express transportation to the Reno-Tahoe Airport, Town of Truckee with special town shuttle services, and participation in the Regional Air Service Corporation, supporting business and leisure air service to and from the Reno Tahoe International Airport. The Board budgeted funds to sponsor the 2021 Air Show and Family Festival. Since 2012, the annual Air Show has been very successful, not just in terms of community attendance, but also as a fundraiser for the non-profit organizations involved. This event brings approximately 15,000 people to the airport to enjoy the show. The District also provides in-kind donations including providing quality meeting space for community nonprofit groups and warehouse space leases for local non-profit organizations at reduced cost in return for public benefit such as Truckee Round House in 2017, Tahoe Food Hub in 2018 and Project Mana in 2020. It should be noted that many of these programs and initiatives, including the 2021 Airshow and Family Festival, Mission to Mars and other in person large gatherings may be subject to COVID-19 restrictions and/or cancellation.

Noise and Annoyance Mitigation: The District acknowledges the noise and annoyance impacts of arriving and departing aircraft and strives to be both an outstanding general aviation airport and a good neighbor. The Board has a commitment to work continually on new solutions to reduce annoyance and impact. District staff work seven days a week to provide quality service to our airport constituents and reduce air travel impacts to the community. It is the District's hope that the new ADS-B program may help to route aircraft more effectively on desired paths away from noise and annoyance effected neighborhoods. It should be noted that FAA procedure development can take up to 3 to 5 years to complete. In 2017, the District erected a Control Tower and contracted with Midwest Air Traffic Control for staffing of the control tower. The Board continues to fund this project for the full year in 2021 at \$960,000 (\$910,000 for Tower Staffing and \$50,000 for Tower analysis and studies) to enhance safety and hopefully develop additional tools to mitigate community annoyance. Staff continues to work with Air Traffic Controllers to implement low impact procedures and move aircraft away from

FISCAL YEAR 2021 Final Budget

effected neighborhoods. Ongoing noise abatement programs such as the Fly Quiet incentive program, annoyance monitoring, pilot outreach, and the airspace and procedures study continue to be fully funded in 2021 along with new initiatives centered on low impact and carbon emissions reduction.

Environmental Stewardship: The District is committed to good environmental stewardship, including reducing its carbon footprint in the region it serves. The Budget commits \$75,000 for Green House Gas reduction projects that may include lighting upgrades, potential new solutions to purchase renewable energy from the TDPUD, the introduction of Sustainable Jet Fuels, and participation in the Good Traveler Program as well as a robust aircraft carbon emissions education and offset program in 2021 for aircraft operators, pilots, and passengers.

Emergency Response: The Truckee Tahoe Airport works with many local agencies that serve the area including CAL FIRE, Care Flight, CHP, Civil Air Patrol, Fish and Wildlife, Placer and Nevada County Sheriff, REACH, USFS, and US Military. The District will be implementing various programs including ADS-B to enhance access for our emergency responders. In the summer of 2020, we paved a new emergency service ramp area for helicopter operations.

Facilities Maintenance: In 2020, the District revised and updated the Facilities Maintenance Plan to focus resources on the most efficient and effective way to maintain the District's infrastructure. All projects are evaluated by District staff and are approved by the Board as part of the budget process, taking into consideration the condition of the assets, as well as future needs and other factors, before proceeding with any scheduled or recommended projects. The District has budgeted \$650,000 on facility maintenance projects and general facilities maintenance.



New Roof Installation on Hangar 1 in Summer 2020



FISCAL YEAR 2021 BUDGETED CAPITAL EXPENDITURES

Capital Projects: Capital projects are evaluated and budgeted for based on need, preservation of asset and the impact on overall long-term financial stability of the District. The 2021 budget includes \$8.7 million spending on capital projects of which \$4,781,000 is grant funded. Grant and District-funded projects are shown in **Figure 3**.

Figure 3 District Funded Capital Projects

2021 Capital Budget	
GRANT-AIP Taxiway Alpha	4,400,000.00
AIP Design Work 2/20 Reconstruction	381,000.00
EAA CAP Building Replacement	50,000.00
Admin Parking Lot-FLAG	1,600,000.00
Land Acquisition-FLAG	1,000,000.00
Joerger Utilities	150,000.00
Plows & Buckets	50,000.00
Hangar 1 Door-FLAG	100,000.00
Mobile Lift System	70,000.00
Tug Replacement	36,000.00
Fencing	25,000.00
West Hangar Row Access	350,000.00
Playground Expansion	60,000.00
Office Furniture	75,000.00
Warehouse sprinkler system	200,000.00
Generator & Building @ terminal	100,000.00
FMP Hangar 1 Electrical	25,000.00
FMP WOB HVAC Controls	15,000.00
FMP Maint Shop Door Springs	20,000.00
FMP Furnace/AC Careflight Building	10,000.00
FMP Self Serve Island Electrical	15,000.00
FMP Fuel Farm Electrical	10,000.00
	\$ 8,742,000.00

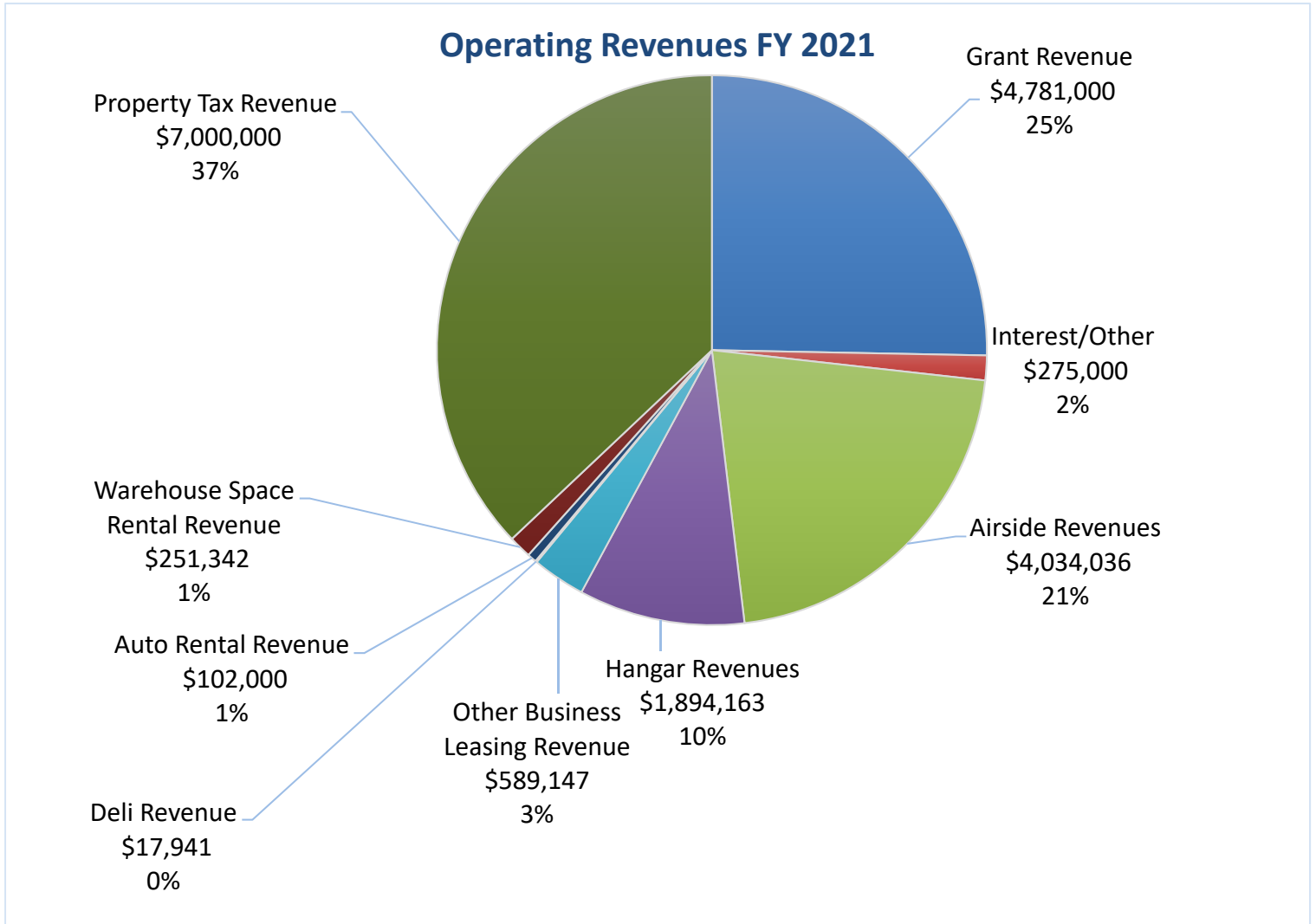
FISCAL YEAR 2021 Final Budget



FISCAL YEAR 2021 BUDGETED REVENUES

The District’s budgeted revenue sources are shown in **Figure 4**. Total budgeted revenues are \$18.9 Million.

Figure 4 Budgeted Revenue Sources



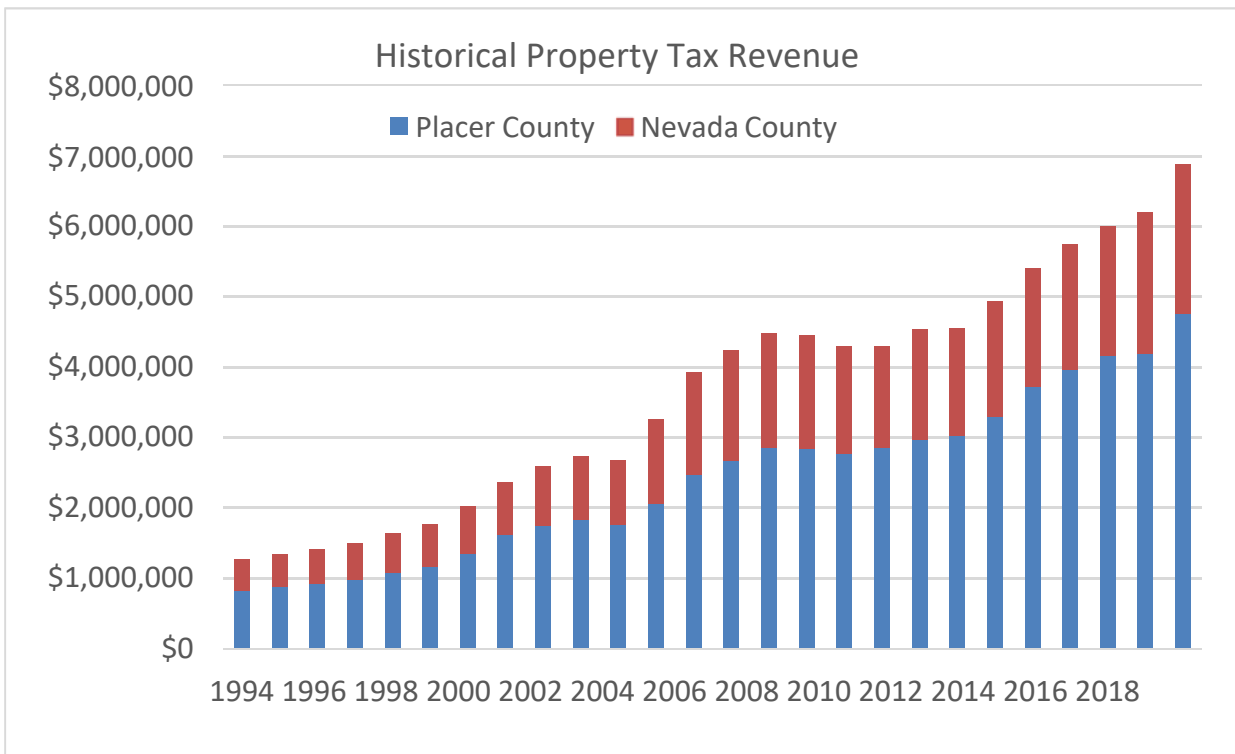


2021 Budgeted Revenue Sources

Property Taxes: In fiscal year 2021, approximately 37% of the District’s revenue comes from property taxes. The Board takes the task of managing the monies received from District taxpayers with the upmost care and respect. The budgeting process includes analysis of expenditures based on parameters established by the Board. Property tax revenues are budgeted to increase about 2.9% over 2020, providing \$7.0 million in 2021. To assist in transparency and clarity of revenue and expenditures of Property Tax, staff is including a Budget Detail with the 2021 Budget outlining detailing expenditures by Department allowing readers to see where and how revenues are received and expended. This is in addition to the regular Budget Summary included each year.

Budgeted tax revenues are based on information received from Placer and Nevada Counties regarding the valuation of property within the District’s boundaries. Many Placer County parcels are included and considered in the unincorporated Truckee area such as Northstar, Martis Camp, Ponderosa Ranchos, and Sugar Bowl among others. Over the past 25 years, Placer County property tax revenue has increased at an annual average rate of 6.6% while Nevada County’s has increased at an annual average rate of 7%. Historical District property tax revenues are illustrated below.


Figure 5 Historical District Property Tax Revenue





Airside Revenues: Airside operations and leasing revenues are projected to provide about \$6.8 million (36% of budgeted revenue) to offset cost of goods, staffing and administration of the District. Operations, fuel sales and user fee revenues continue in an upward trend reflective of the regional economy.

Other Revenues: Grant revenues from the FAA for airfield infrastructure projects will continue to keep airport facilities in excellent condition. Grant revenues fluctuate from year to year depending on facility needs. Other sources of revenue include hangar rentals, concession, and other income.



C-47 Aircraft from 2020 4th of July Celebration Honor Flight



Budget Narrative

This Narrative details the items that make up the Calendar Year 2021 Budget. Included in this document are proposed Revenues and Expenses for the year as well as proposed Capital Projects to provide analysis of Cash Flow needs to insure financial viability of the District.

In this draft of the Budget, Unrestricted Cash is projected to begin the year at \$5.6 million and end the year at \$2.0 million.

For purposes of comparison, the budget is compared to a Calendar Year estimate and budget for 2020. The numbered paragraphs below correspond to the numbered line items on the Budget Spreadsheets to assist in understanding funding allocations and specific projects.

2021 Budget Narrative

Airside Revenues

- **1 100LL:** In 2020, sales of 100LL are down 9% over the prior year. The retail sales price per gallon has dropped slightly in 2020, but is similar to the prior year at \$4.715. Markup is the same this year at \$1.00. We are recommending budgeting 100LL sales at 120,000 gallons, a slight increase from last year. Total Sales \$565,800
- **2 JetA:** In 2020, sales of JetA are relatively flat and we are starting to see a slowdown from the rapid growth over the last few years. The retail sale price per gallon has decreased dramatically over the last six months and we are using an average price from the last year of \$4.428. Markup has been increased by \$0.15 to \$2.35 per gallon. We are recommending sales of 560,000 gallons, a slight increase from last year. Total Sales \$2,480,236
- **3-10 Other Airside Revenues:** \$988,000- Transient Use Fees and other services continue to rise, corresponding to factors related to weather and peak period pricing.



FISCAL YEAR 2021 Final Budget

Other Revenues

- **11-22 Hangars:** Hangar rental rates are increased based on the Consumer Price Index (CPI) and are adjusted in October. We implemented a 1.5% increase in October 2020. Occupancy has been steady over previous years with waitlists for both T-hangars and Executive hangars. Revenue projections for hangars are as follows:
 - Small T-Hangar Rental-\$335,062.81
 - Medium T-Hangar Rental-\$419,029.60
 - Large T-Hangar Rental-\$297,582.55
 - Executive Hangar Rental-\$399,307.31
 - Super Exec Hangar Rental-\$291,576.42
 - End Cap Rental-\$20,861.25
 - Event Revenue-\$25,000.00
 - N1 Hangar Nightly Rental-\$34,102.50
 - T Hangar Nightly Rental-\$15,000.00
 - Hangar Electricity Surcharge-\$56,640 (passthrough)

- **23-36 Other Business Leases:** A CPI increase of about 1.5% will be included for Red Truck, Clear Capital, Hertz, Enterprise, Care flight, Soar Truckee, Tahoe Truckee Sky Dive, SurfAir and Sierra Aero. Lease revenue is budgeted at \$448,599 for these tenants. Concessions (car rental), primarily from Hertz and Enterprise is budgeted at \$102,000. Lease Back revenue from the Cessna should be around \$40,000 based on usage. CAM Revenue is budgeted at \$120,000. Soar Truckee lease revenue of \$14,487 & EAA lease revenue of \$14,232 are offset per the lease agreements by services provided to the community for youth and children's programs. This results in net revenue of \$375 total.

- **42-47 Warehouse Leases:** Similar CPI increase will be factored in the budget. We replaced one tenant over the summer and anticipate leases to non-profit organizations that will be under market rate. Lease revenue is budgeted at \$251,342. In addition, we are continuing to make facility improvements to the warehouse space. This year the Budget includes a new fire sprinkler system for this building.

Other Income and (Expense)

- **37 Property Tax Revenue-** Revenues are budgeted at \$7,000,000, based on assessed valuations of both secured and unsecured property within the District. A 1% allowance is factored in to arrive at the budgeted amount. Projected property tax revenues by county: Placer \$4,900,000, Nevada \$2,100,000.

- **38 Operating Grants-** FAA grants of \$4,781,000 for 2020 unfinished work-Taxiway Alpha and 2021 new work: Design Work 2/20 Reconstruction at 90% FAA and potentially 5% State of California reimbursement.



- **39 Gain on Sale/Disposal of Equipment-** The 2020 Capital Project (last year budget) List included replacement of a few items that may have residual value. The District anticipates selling the replaced items earning approximately \$25,000.
- **40 Interest Income-** \$250,000 total interest. About 90% of our reserve funds are invested at LAIF earning about 1.5%, and 10% are invested in CD's earning around 1.5%.

Cost of Goods

- **48-51 Fuel costs:**
 - 100LL Fuel Cost of Goods Sold is budgeted at 77% or \$435,666.
 - Jet A Fuel Cost of Goods Sold is budgeted at 55% or \$1,364,130.
 - Oil costs are budgeted at \$3000
 - Merchandise purchases are budgeted at \$4000

Payroll and Benefits

- **52 Salaries & Wages:** The District has 25 full-time employees and 5 seasonal 5-6 month temporary summer staff, 2 winter 3 month temporary position and 2 seasonal winter snow removal on call equipment operators. TTAD plans to utilize the seasonal staff, both winter (on call snow removal and holiday season) and summer (for peak period summer operations). Payroll also includes a 3% merit increase factored into the budget for the Fiscal year. There is also an employee COLA programed in the Budget at 1.5% effective July 1. The COLA is essentially a flagged budget item requiring additional Board approval in the Spring of 2021 prior to implementation.
- **56-59 Benefits:** The employer contribution for CalPERS for 2021 will remain similar for all three tiers of pension coverage and will be budgeted accordingly. Additionally, there is an annual estimated contribution of \$203,525 for unfunded net pension liability mandated by CalPERS.

Tier	Contribution Rate	# Employees
2.7%@55	13.182%	8
2%@60	8.081%	1
2%@62	6.985%	16

Health insurance includes medical, dental, vision, life insurance and long-term disability. The employee contributes 7% towards the cost of the health benefits. The insurance policies are brokered through PWA. The increases for 2021 is estimated at 8%.

60 Workers compensation brokered through AmTrust Financial (via Aviation Marine) and rates are based on a percentage of employee payroll. The current year expense is about \$50,000



61 Other Employee Benefits Uniforms and safety gear such as high visibility jackets for operations and uniform allowances are included here. Also included is the GM's aviation stipend, employee flight currency, and cell phone and auto allowances. Total \$37,275.

Gross Profit for Fuel

- **100 LL** - The average raw fuel price \$3.069 is based on 2020 historical average prices plus taxes of \$0.374 and markup of \$1.00 equates to an average sales price of \$4.715. Gross Sales of \$565,800 less a 76.8% COGS (\$435,666) equals Gross Profit of \$130,134.
- **Jet A** - The average raw fuel price \$1.472 is based on 2020 historical average prices plus taxes of \$0.606 and markup of \$2.35 equates to an average sales price of \$4.428. Gross sales of \$2,480,236 less a 55% COGS (\$1,364,130) equals Gross Profit of \$1,116,106.

Operating, General and Administrative Expenses

62 ACAT- ACAT's budget is developed by the Airport Community Advisory Team and is budgeted at \$50,000, consistent with expenditures of prior years.

63 Annoyance Reduction Programs- the Fly Quiet Incentive expense is \$180,000 and this includes \$50,000 for a third incentive to be established. 95% of tenants take a hangar incentive. Of the 5% that do not most are ineligible such as Care Flight, Placer Co. Sheriff, and a few tenants to do not have flyable aircraft.

64 Security- \$64,000-This item is for management of overall security. Fencing and gate systems securing access to the ramp and airfield, cameras and routine security.

65 Airshow- This is based on the Air Show Committee's estimate of \$184,000. Budget also includes the additional fee for airshow non-profit partners at \$66,000, making the total budget amount \$250,000.

66 AvCom Safety- This includes \$30,000 Obstruction Mitigation, \$75,000 Flight Procedure Development

67 Safety-This item is for management of Airport Safety including \$10,000 employee PP&E, \$10,000 Safety Management Software and \$20,000 various other safety needs.

68 Bad Debt Expense-Allowance for doubtful accounts \$5000

69 Telephone/Internet/Radios- Replacement of radios for \$12,000 and \$51,000 for internet, land lines, long distance and AWOS.

**FISCAL YEAR 2021 Final Budget**

- 70 Conventions and Conferences-** Attendance at AAAE, NBAA, CSDA and other conferences and training for Board and Staff budgeted at \$76,000.
- 71 County Support-** Estimated at about 2% of property tax revenue at \$140,000
- 72 Credit Card Processing Fees-** Fees average a little less than 3% of total credit card sales from airside operations and hangar lease payments and are budgeted at \$110,000.
- 73 Directors Fees and Expenses-** The budget includes \$10,000 for Director's stipend, \$15,000 Tech, \$10,250 for Board Meeting support, and \$75,000 for medical insurance for a total of \$110,250.
- 74 Dues & Subscriptions-** Budget is for Regional Air Service Corp (RASC) \$30,000, \$15,000 for AAAE
- 75 Election Expense-** \$10,000 election costs
- 76 Employee Relations and Activities-** This includes cost of monthly staff meetings, a holiday party, various refreshments for other staff meetings, other staff and board activities, branded clothing, performance awards, fitness allowance and a summer event. \$65,400.
- 77 Employment Expense-** costs such as pre-employment drug testing, recruiting etc. \$7,000
- 78 Equipment Rental-** This covers the copier for \$15,000.
- 79 Office Lease-** office lease for Finance team and HR Manager/District Clerk \$45,000
- 80 Geographic Information System-** The GIS is used to assist pilot and community education, detail airfield history and the development of an open space acquisition plan. GIS is also integral in the flight tracking system capabilities and maintaining the District's infrastructure and property boundary verification. This is budgeted at \$30,000.
- 81 Grounds Maintenance/Landscaping-** The budget includes quarterly upkeep of the grounds and landscape improvements in front of the terminal, WOB and car rental area for \$30,000.
- 82 Home-basing Incentives-** Based on signatory incentives election of the hangar tenants at \$83,500.
- 83 Insurance-** Property \$175,000, Cyber \$5,000 Liability \$22,000, and Elected Officials \$25,000, for a total of \$227,000.



- 84 Library & Reference materials**- \$100 for library and reference materials
- 85 Office Equipment**-this includes various small office equipment replacements \$10,000 and \$135,000 IT System Upgrades
- 86 Office & Breakroom Supplies**-office & breakroom supplies \$21,000
- 87 Operating Supplies and Small Tools, Janitorial**- Expenses are for supplies for maintenance and airside \$28,000.
- 88 Janitorial**-Janitorial service for Terminal and Maintenance Buildings \$70,000.
- 89 Warehouse Office Building CAM**-Common area maintenance charges for WOB \$90,000
- 90 Operations Monitoring**- The budget includes flight tracking contract with NavAid \$100,000, VNOMS \$125,000, Plane Noise software \$25,000 and site-leases \$20,000.
- 91 Permits, Licenses & Fees**- The budget of \$25,000 includes various annual permits for airside and administration, including Water Resource Board, US Forest Service, Town of Truckee and the counties and new additional funding for permits with Nevada County for land use/zoning for Soaring Way.
- 92 Postage Freight & Delivery**-postage, freight & delivery budget of \$4,000
- 93 Printing and Copying, Legal Notices**-printing, copying and legal notices budget of \$10,000
- 94 Accounting & Auditing**-The budget includes the audit and various accounting fees of \$25,000
- 95 Legal**-\$75,000 total: this includes general counsel, aviation and human resources.
- 96 Computer support and software leasing**- \$100,000 total: this includes Caselle financial software \$25,000, general computer support \$30,000, Data Content Management \$15,000, \$18,000 for ADP Payroll Service and other \$12,000.
- 97 Studies & Plans**- \$620,000 total: this includes \$35,000 Pavement Maintenance Plan, \$150,000 Continuation of Flight Procedure Development, \$40,000 Godbe Survey***FLAGGED, \$30,000 FAA Land Release & Property Transfer, \$60,000 Airport Layout Plan Update, \$50,000 Update Airport Safety Gap Analysis, \$15,000 Precision Approach Path Indicator (PAPI) Analysis, \$200,000 for Master Plan Update, \$40,000 5 Yr.



FISCAL YEAR 2021 Final Budget

Compensation and Classification Study***FLAGGED and \$25,000 for Allocation Study.

98 Lobbyist- \$50,000 Lobbyist

99 Greenhouse Gas Initiatives- \$75,000 Green House Gas Initiatives

100 Engineering-General Aviation Engineering and planning \$120,000

101 Air Traffic Tower Staffing- \$960,000 Tower staffing and studies.

102 Public Relations- \$15,000- for graphic design and marketing and an additional \$25,000 for communications master plan implementation.

103 Internet, Print, Broadcast, & Direct Mail- This includes \$120,000 total. \$20,000 for Website, Print Newsletter \$35,000, and Radio\$15,000 and an additional \$50,000 for editing the website and a potential additional noise/GHG website.

104 Events- \$35,500 Truckee Thursdays, block parties, Santa Fly-in, Splash-in, Art Exhibit Coordinator and others.

105 Sponsorships- \$100,000-Community Sponsorships (up to\$3,000).

106 Community/Agency Partnerships- \$1,688,477

- \$1,000,000 for housing, transit and general agency partnerships**FLAGGED
- \$688,477 for multi-year commitments
 - \$160,000 TART Free Fare Project
 - \$92,977 Free Night Rider Service
 - \$40,000 Community Event Shuttle Program
 - \$3,500 Airport North Lake Tahoe Express
 - \$67,000 Highway 267 Year Round Service
 - \$240,000 Lizzando Housing Project
 - \$55,000 Mountain Housing Council
 - \$30,000 Aim High Partnership (final year)

107 Pilot Outreach- \$78,000 total: this is made up of, Advertising and meeting expense for Pilot Outreach Coordinator \$30,000, Speaker series \$10,000, rent offset for EAA \$14,000, flight experience training for employees \$9,000 and \$15,000 misc. outreach

108 Promotional items- \$5,000 event giveaways-bags, airplanes, pens, coloring books, etc.

109 Fuel, Transportation, Travel-fuel, transportation and travel expenses \$7,500



FISCAL YEAR 2021 Final Budget

110 Utilities-utilities budget of \$225,000

111 Interest Expense- \$240,000 Hangar Loan Interest & \$12,000 Grader Lease Interest. The 2021 principal payment on the Exec Hangar Loan is \$300,359. After the 2021 payment in July/August, the balance on the loan will be \$6,519,299.

Repairs and Maintenance

112-113 Vehicle and Equipment Expense- Total Expense: \$315,000. This includes \$53,000 fuel for vehicles and equipment, \$200,000 for equipment R&M, \$50,000 vehicle R&M, \$12,000 insurance.

114 Airfield Equipment, Lights & Signs- Total budget \$65,500- Taxiway lights \$15,000, \$15,000 other lighting/signage, terminal beacon \$5,000, \$15,000 Ground Service Equipment, \$15,000 Fuel Dispensing & \$500 AWOS parts.

115 Aviation Safety Equipment-Aviation safety equipment \$10,000

116 Non-AIP Pavement Maintenance-Non Grant pavement work funded by TTAD including striping \$150,000

117-120,122-123 Facility Maintenance- The Facility Maintenance Plan (FMP) identifies \$361,000 in repairs and maintenance to the District facilities. The capital projects budget also has project identified in the FMP. FMP repairs and maintenance projects are as follows:

- WOB FM - \$5,000
- Admin Building FM -\$30,000
- Maintenance Building FM - \$5,000
- Warehouse Building FM - \$20,000
- Hangar FM - \$250,000
- Fuel Farm FM - \$15,000
- OBL FM - \$25,000
- Hangar 1 FM - \$5,000
- Deli FM - \$5,000
- Keys & Locks - \$1,000

121 Firefighting & Haz Mat. Response- This includes \$35,000 for fire extinguishers, fire suppression & alarm monitoring as well as \$5,000 for Haz Mat disposal.

124 Land Management- Per the 14-year Forest Management Activity Tracking, \$250,000 for fuels reduction and forest treatment.

125 Cessna JTA- \$30,000 Cessna R&M-offset by rental income

Proposed 2021 Capital Project Expenditures:

AIP Taxiway Alpha	4,400,000.00
AIP Design Work 2/20	381,000.00
EAA CAP Building Replacement	50,000.00
Admin Parking Lot-FLAG	1,600,000.00
Land Acquisition-FLAG	1,000,000.00
Joerger Utilities	150,000.00
Plows & Buckets	50,000.00
Hangar 1 Door-FLAG	100,000.00
Mobile Lift System	70,000.00
Tug Replacement	36,000.00
Fencing	25,000.00
West Hangar Row Access	350,000.00
Playground Expansion	60,000.00
Office Furniture	75,000.00
Warehouse sprinkler system	200,000.00
Generator & Building @ terminal	100,000.00
FMP Hangar 1 Electrical	25,000.00
FMP WOB HVAC Controls	15,000.00
FMP Maint Shop Door Springs	20,000.00
FMP Furnace/AC Careflight Building	10,000.00
FMP Self Serve Island Electrical	15,000.00
FMP Fuel Farm Electrical	10,000.00
	8,742,000.00

Truckee Tahoe Airport District
Proposed 2021 Budget
Final
12/2/2020

	Forecasted Total	Full Year Budget	Budget
	12/31/2020	12/31/2020	12/31/2021
Revenues			
Airside Operating Revenues			
1 Aviation Fuel Sales - 100 LL	530,102.72	557,361.00	565,800.00
2 Jet Fuel Sales	2,383,903.31	2,476,355.00	2,480,236.08
3 Auto Parking	76,374.79	71,063.00	75,000.00
4 Oil Sales	1,799.30	2,113.00	2,000.00
5 Tiedowns	94,192.33	110,423.00	110,000.00
6 Transient Use Fees	652,830.71	706,146.00	710,000.00
7 Merchandise	1,038.15	2,422.00	2,000.00
8 Services	76,989.00	82,391.00	84,000.00
9 Vending Machine Sales	1,002.08	840.00	1,000.00
10 Miscellaneous Sales Non-Taxable	4,232.77	4,292.00	4,000.00
Total Airside Operating Revenue	3,822,465.16	4,013,406.00	4,034,036.08
Hangar Rental Income	-		
T-Hangar / Box Hangar Rental Income	1,760,493.86	1,856,412.00	
11 Small T Hangar Rent			335,062.81
12 Medium T Hangar Rent			419,029.60
13 Large T Hangar Rent			297,582.55
14 Exec Hangar Rent			399,307.31
15 Super Exec Hangar Rent			291,576.42
16 End Cap Rent			20,861.25
17a Event Revenue			25,000.00
17b N1 Overnight & De-ice Hangar Revenue			34,103.00
17c Nightly T Hangar Rent			15,000.00
18 Small T Hangar Electric			16,080.00
19 Medium T Hangar Electric			18,960.00
20 Large T Hangar Electric			12,240.00
21 Exec Hangar Electric			7,440.00
22 End Cap Electric			1,920.00
T-Hangar / Box Hangar Electricity Surcharge	58,317.00	56,268.00	
Total Hangar	1,818,810.86	1,912,680.00	1,894,162.94
Other Business Income	-		
23 WOB CAM Revenue	117,928.34	-	120,000.00
24 Careflight			30,340.00
25 Cessna Lease Revenue	42,709.00	36,000.00	40,000.00
26 Sierra Aero (Hangar 1 & Office Building)			40,876.00
27 Surf Airlines			19,568.00
28 Skydive Truckee			1,510.00
29 Soar Truckee/EAA (Net of in kind)			375.00
30 Avis/Budget			600.00
31 Hertz			28,673.00
32 Enterprise			29,586.00
33 Clear Capital			276,619.00
34 CDF Land Lease			1,000.00
35 Red Truck			17,941.00

Truckee Tahoe Airport District
Proposed 2021 Budget
Final
12/2/2020

		Forecasted Total	Full Year Budget	Budget
		12/31/2020	12/31/2020	12/31/2021
36	Car Rental Commissions			102,000.00
	Concession Income	480,032.86	543,525.99	
	Total Other Business Income	640,670.20	579,525.99	709,088.00
	Other Income and (Expense)			
37	Property Tax Revenue	6,725,179.60	6,831,504.00	7,000,000.00
38	Operating Grants	1,411,155.37	5,437,125.00	4,781,000.00
39	Gain on Sale/Disposal of equipment	4,000.00	60,000.00	25,000.00
40	Interest Income	188,803.00	300,000.00	250,000.00
	Total Other Income and (Expense)	8,329,137.97	12,628,629.00	12,056,000.00
	Warehouse Income			
	Warehouse Space Rental Income	228,768.20	233,220.00	
42	PBD Construction			6,334.00
43	Design Bar			48,050.00
44	Mountain Home Center			138,913.00
45	Truckee Roundhouse			23,941.00
46	Tahoe Food Hub			17,052.00
47	Project Mana			17,052.00
	Total Warehouse Income	228,768.20	233,220.00	251,342.00
	TOTAL REVENUES	14,839,852.39	19,367,460.99	18,944,629.02
	Cost of Goods Sold			
48	Aviation Fuel Cost - 100 LL	396,972.58	427,916.00	435,666.00
49	Jet Fuel & Prist Cost	1,256,122.45	1,371,601.00	1,364,129.84
50	Oil & Lubricant Cost	10,224.68	3,000.00	3,000.00
51	Merchandise Purchases	2,037.31	4,000.00	4,000.00
	Total Cost of Goods Sold	1,665,357.02	1,806,517.00	1,806,795.84
	Payroll and Employee Benefits			
52	Salaries and Wages	2,576,315.92	2,567,328.00	2,682,857.76
56	PERS Contributions	295,229.66	393,004.00	336,862.50
57	Medicare & FICA Expense	47,860.20	65,480.00	65,000.00
58	Unemployment Taxes	4,452.93	1,000.00	5,000.00
59	Employee Benefits (Insurance)	558,724.84	582,764.00	612,614.51
60	Workers' Compensation Insurance	48,746.00	48,746.00	50,000.00
61	Other Employee Benefits (Fringe)	46,922.60	35,584.00	37,274.88
	Total Payroll and Employee Benefits	3,578,252.15	3,693,906.00	3,789,609.65
	Total Cost of Goods and Payroll	5,243,609.17	5,500,423.00	5,596,405.49
	GROSS PROFIT (LOSS)	9,596,243.22	13,867,037.99	13,348,223.53
	Expenses			
	Operating, General & Administrative Expenses			
62	ACAT	26,977.23	50,016.00	50,000.00

Truckee Tahoe Airport District
Proposed 2021 Budget
Final
12/2/2020

		Forecasted Total	Full Year Budget	Budget
		12/31/2020	12/31/2020	12/31/2021
	Annoyance Reduction Programs:		-	
63	Fly QT Program	181,282.05	195,000.00	180,000.00
64	Security	33,954.27	63,996.00	64,000.00
65	Airshow	183,186.66	250,000.00	250,000.00
66	AvCom Safety	107,994.18	159,996.00	105,000.00
67	Safety			40,000.00
68	Cash (Over)/Short - Bad Debt Expense	2,114.49	5,004.00	5,000.00
69	Telephone/Internet/Radios	46,266.33	61,004.00	63,000.00
70	Conventions, Conferences	71,600.60	111,505.00	76,000.00
71	County Support	-	128,000.00	140,000.00
72	Credit Card Fees & Finance Charges	97,753.93	104,602.00	110,000.00
73	Directors' Fees & Expenses	91,336.84	99,996.00	110,250.00
74	Dues & Subscriptions	49,495.17	45,012.00	45,000.00
75	Election Expense	4,165.00	9,996.00	10,000.00
76	Employee Relations Activities	53,189.15	39,006.00	65,400.00
77	Employment Expense	4,664.97	6,996.00	7,000.00
78	Equipment Rental	12,001.00	15,000.00	15,000.00
79	Office Lease			45,000.00
80	Geographic Information System	25,212.79	30,000.00	30,000.00
81	Grounds Maintenance/Landscaping	26,377.32	30,000.00	30,000.00
82	Homebasing Incentive	87,145.50	87,504.00	83,500.00
83	Insurance	138,919.83	157,020.00	227,000.00
84	Library & Reference Materials	45.00	108.00	100.00
85	Office Equipment & IT Hardware	90,695.80	136,992.00	145,000.00
86	Office Supplies	16,770.71	20,496.00	21,000.00
87	Operating Supplies & Small Tools	22,941.95	29,988.00	28,000.00
88	Janitorial	66,532.98	69,996.00	70,000.00
89	Warehouse Office Building CAM	85,015.53	90,000.00	90,000.00
90	Operations Monitoring Expenses	267,995.81	260,000.00	270,000.00
91	Permits, Licenses & Fees	13,902.81	24,996.00	25,000.00
92	Postage, Freight & Delivery	2,967.19	3,996.00	4,000.00
93	Printing, Copying, Publication of Legal Notices	6,374.67	8,004.00	10,000.00
94	Accounting & Auditing	24,300.00	24,999.00	25,000.00
95	Legal	55,300.50	75,000.00	75,000.00
96	Computer Support	101,070.19	100,992.00	100,000.00
	Other Professional	217,979.91	320,004.00	
97	Studies & Plans			645,000.00
98	Lobbyist			50,000.00
99	Greenhouse Gas Initiatives			75,000.00
100	Engineering	120,770.54	120,000.00	120,000.00
	Fiscal Analyst - Sustainability	30,000.00	30,000.00	
101	Control Tower	842,735.92	860,004.00	960,000.00
102	Public Relations	17,290.27	39,996.00	40,000.00
103	Internet, Print, Broadcast & Direct Mail	81,365.40	70,000.00	120,000.00
104	Events and Programs	37,108.93	35,499.00	35,500.00

Truckee Tahoe Airport District
Proposed 2021 Budget
Final
12/2/2020

		Forecasted Total	Full Year Budget	Budget
		12/31/2020	12/31/2020	12/31/2021
105	Sponsorships	53,559.00	70,000.00	100,000.00
106	Community/Agency Partnerships	839,691.84	1,504,200.00	1,688,477.00
107	Pilot Outreach	61,571.56	77,998.00	78,000.00
108	Promotional Items	2,753.00	5,000.00	5,000.00
109	Fuel, Transportation, T&E	2,726.74	-	7,500.00
110	Utilities	208,191.80	225,000.00	225,000.00
111	Interest Expense/Bank Fees	255,025.79	251,245.00	257,000.00
	Total Operating, General & Administrative	4,768,321.15	6,104,166.00	7,020,727.00
	Repairs and Maintenance			
112	Vehicles Expense	71,509.36	100,001.00	115,000.00
113	Equipment Expense	138,081.90	187,992.00	200,000.00
114	Airfield Equipment, Lights & Signs	24,379.91	11,004.00	65,500.00
115	Aviation Safety Equipment	11,562.36	9,996.00	10,000.00
116	Non AIP Pavement Maintenance	-	-	150,000.00
117	Airfield - Facility Maintenance	677,252.48	819,000.00	361,000.00
118	Hangars - Facility Maintenance	164,775.55	361,996.00	
119	Other Business Buildings - Facility Maintenance	32,865.22	48,000.00	
120	Warehouse - Facility Maintenance	28,552.87	27,000.00	
121	Firefighting & Haz Mat. Response	11,482.40	-	40,000.00
122	Terminal Building - Facility Maintenance	44,565.10	164,998.00	
123	Maintenance Buildings - Facility Maintenance	33,397.43	66,996.00	
124	Land Management	250,593.73	250,000.00	250,000.00
125	Cessna JTA R&M			30,000.00
	Total Repairs & Maintenance	1,489,018.31	2,046,983.00	1,221,500.00
	Net Operating Income (Loss) Before Depreciation	3,338,903.76	5,715,888.99	5,105,996.53
126	Depreciation Expense	2,499,996.00	2,499,996.00	2,500,000.00
		-		
	NET INCOME (LOSS)	838,907.76	3,215,892.99	2,605,996.53
	Beg Fund Bal (incl CDs)	7,211,709.00		5,653,016.76
	Net Income	838,907.76		2,605,996.53
	Cap Projects	(4,897,600.00)		(8,742,000.00)
	Estimated Ending Fund Bal	3,153,016.76		(482,986.71)
	add back depreciation	2,500,000.00		2,500,000.00
	Ending Cash	5,653,016.76		2,017,013.29

100 - Ops & Main. 600 - Admin. 800 - AvCom			Truckee Tahoe Airport District	Forecasted	2020 Budget	
Board Summary			Proposed 2021 Budget	Total	1/1/2020	
			Final	Actual + Budget	12/31/2020	
Reference Key	Account	Account Name	2020	2020 Budget	2021 Budget	
1	100-4111	Aviation Fuel Sales - 100 LL	530,102.72	557,361.00	565,800.00	
2	100-4120	Jet Fuel Sales	2,383,903.31	2,476,355.00	2,480,236.08	
3	100-4140	Auto Parking	76,374.79	71,063.00	75,000.00	
4	100-4150	Oil Sales	1,799.30	2,113.00	2,000.00	
5	100-4160	Tiedowns	94,192.33	110,423.00	110,000.00	
6	100-4165	Transient Use Fees	652,830.71	706,146.00	710,000.00	
7	100-4170	Merchandise	1,038.15	2,422.00	2,000.00	
8	100-4180	Services	76,989.00	82,391.00	84,000.00	
9	100-4185	Vending Machine Sales	1,002.08	840.00	1,000.00	
10	100-4190	Miscellaneous Sales Non-Taxabl	6,295.41	4,292.00	4,000.00	
10	100-4199	Sales Clearing	-	-	-	
		Total Airside Operating Revenue	3,822,465.16	4,013,406.00	4,034,036.08	
12	100-4210	Medium T Hangar Rent	497,553.49	630,132.00	419,029.60	
11	100-4211	Small T Hangar Rent	336,670.27	351,756.00	335,062.81	
13	100-4213	Large T Hangar Rent	223,157.10	114,576.00	297,582.55	
14	100-4214	Exec Hangar Rent	381,515.22	416,076.00	399,307.31	
15	100-4215	Super Exec Hangar Rent	283,985.00	303,996.00	291,576.42	
16	100-4216	End Cap Hangar Rent	20,037.78	22,116.00	20,861.25	
N/A	100-4217	Hangar 1 Rent	7,400.00	17,760.00		
17a	100-4218	Special Event Hangar Rent			25,000.00	
17b		N1 Overnight & De-ice Hangar Revenue			34,103.00	
17c	100-4220	Nightly T Hangar Rent	10,175.00	-	15,000.00	
19	100-4270	Medium T Hangar Electricity	27,605.00	27,120.00	18,960.00	
18	100-4271	Small T Hangar Electricity	11,576.00	16,080.00	16,080.00	
20	100-4273	Large T Hangar Electricity	5,562.00	4,080.00	12,240.00	
21	100-4274	Exec Hangar Electricity	11,974.00	7,068.00	7,440.00	
22	100-4275	End Cap Hangar Electricity	1,600.00	1,920.00	1,920.00	
		Total Hangar	1,818,810.86	1,912,680.00	1,894,162.94	
23	100-4310	WOB CAM Revenue	117,928.34		120,000.00	
24	100-4311	Careflight Lease Revenue	30,492.61	30,636.00	30,340.00	
26	100-4313	Sierra Aero Lease Revenue (Hangar 1 + Office)	27,143.52	7,824.00	40,876.00	
27	100-4314	Surf Air Lease Revenue	19,507.81	19,596.00	19,568.00	
28	100-4315	Skydive Truckee Lease Revenue	1,270.00	3,048.00	1,510.00	
29	100-4316	Soar Truckee Lease Revenue	-	375.00	375.00	
30	100-4317	Avis/Budget Lease Revenue	610.83	612.00	600.00	
31	100-4318	Hertz Lease Revenue	23,180.50	27,552.00	28,673.00	
32	100-4319	Enterprise Lease Revenue	23,173.94	26,256.00	29,586.00	
33	100-4320	Clear Capital Lease Revenue	216,852.97	264,000.00	276,619.00	
34	100-4321	CDF Land Lease Revenue	-	1,000.00	1,000.00	
35	100-4322	Red Truck Lease Revenue	17,543.17	17,628.00	17,941.00	
36	100-4350	Car Rental Income	120,257.52	144,999.00	102,000.00	
25	100-4360	Cessna Lease Revenue	42,708.99	36,000.00	40,000.00	
		Total Other Business Income	640,670.20	579,526.00	709,088.00	
42	100-4411	PBD Const WH Rental Income	5,924.14	6,000.00	6,334.00	
43	100-4412	Design Bar WH Rental Income	46,296.34	46,272.00	48,050.00	
44	100-4413	Mtn Home Ctr WH Rental Income	135,129.26	136,860.00	138,913.00	
45	100-4414	Roundhouse WH Rental Income	19,030.92	13,368.00	23,941.00	
46	100-4415	Food Hub WH Rental Income	15,987.54	15,360.00	17,052.00	
47	100-4416	Proj MANA WH Rental Income	6,400.00	15,360.00	17,052.00	
		Total Warehouse Income	228,768.20	233,220.00	251,342.00	
40	600-8110	Interest Income - LAIF	174,209.26	300,000.00	250,000.00	
39	600-8151	Gain/Loss on Sale/Disposal of	4,000.00	60,000.00	25,000.00	

100 - Ops & Main. 600 - Admin. 800 - AvCom Board Summary			Truckee Tahoe Airport District Proposed 2021 Budget Final	Forecasted Total Actual + Budget	2020 Budget 1/1/2020 12/31/2020	
Reference Key	Account	Account Name	2020	2020 Budget	2021 Budget	
N/A	600-8160	Interest Income - Other	14,593.74	-		
37	600-8310	Property Tax Rev - Nevada Cty.	2,032,851.28	2,079,336.00	2,100,000.00	
37	600-8330	Property Tax Rev - Placer Cty.	4,692,328.32	4,752,168.00	4,900,000.00	
N/A	100-8550	Federal Operating Grants	982,144.12	-		
38	600-8550	Federal Operating Grants	4,037,125.00	5,437,125.00	4,781,000.00	
		Total Other Income and (Expense)	11,937,251.72	12,628,629.00	12,056,000.00	
		Total Revenue	18,447,966.14	19,367,461.00	18,944,629.02	
48	100-5010	Aviation Fuel Cost - 100 LL	396,972.58	427,916.00	435,666.00	
49	100-5030	Jet Fuel Cost	1,253,794.43	1,370,100.00	1,362,629.84	
49	100-5035	Prist Injected Cost	2,328.02	1,501.00	1,500.00	
50	100-5040	Oil & Lubricant Cost	10,224.68	3,000.00	3,000.00	
51	100-5060	Merchandise Purchases	2,037.31	4,000.00	4,000.00	
		Total COGS	1,665,357.02	1,806,517.00	1,806,795.84	
52	100-5110	Hourly Wages Regular -FT	711,636.81	235,000.00	245,575.00	
52	600-5110	Hourly Wages Regular -FT	356,703.01	486,000.00	507,870.00	
52	800-5110	Hourly Wages Regular -FT	323,220.56	501,000.00	523,545.00	
52	100-5111	Salary Wages Regular -FT	534,381.18	985,082.00	1,029,410.69	
52	600-5111	Salary Wages Regular -FT	335,729.44	208,164.00	217,531.38	
52	800-5111	Salary Wages Regular -FT	300,298.82	152,082.00	158,925.69	
52	100-5115	Regular FT - not PERSable	-	-	-	
52	600-5115	Regular FT - not PERSable	-	-	-	
52	800-5115	Regular FT - not PERSable	-	-	-	
52	100-5150	Overtime - Regular- Full-Time	3,540.48	-	-	
52	600-5150	Overtime - Regular- Full-Time	38.73	-	-	
52	800-5150	Overtime - Regular- Full-Time	63.18	-	-	
52	100-5160	Overtime - Regular - DT	25.91	-	-	
52	600-5160	Overtime - Regular - DT	-	-	-	
52	800-5160	Overtime - Regular - DT	96.56	-	-	
52	100-5210	Vacation Pay	573.74	-	-	
52	600-5210	Vacation Pay	17.60	-	-	
52	800-5210	Vacation Pay	515.04	-	-	
52	100-5250	Holiday Pay	2,889.17	-	-	
52	600-5250	Holiday Pay	3,762.11	-	-	
52	800-5250	Holiday Pay	2,163.46	-	-	
52	100-5310	Sick Pay	110.08	-	-	
52	600-5310	Sick Pay	550.04	-	-	
52	800-5310	Sick Pay	-	-	-	
52	100-5390	Other Pay	-	-	-	
52	600-5390	Other Pay	-	-	-	
52	800-5390	Other Pay	-	-	-	
56	100-5410	PERS Employer Contribution	147,793.92	195,598.00	169,274.40	
56	600-5410	PERS Employer Contribution	70,226.89	98,202.00	79,035.25	
56	800-5410	PERS Employer Contribution	77,208.85	99,204.00	88,552.85	
57	100-5510	Medicare - ER	20,256.69	26,286.00	26,000.00	
57	600-5510	Medicare - ER	10,470.40	13,196.00	13,000.00	
57	800-5510	Medicare - ER	9,461.75	12,000.00	12,000.00	
57	100-5590	FICA Expense - Temporary - ER	5,822.36	9,998.00	10,000.00	
57	600-5590	FICA Expense - Temporary - ER	121.55	-	-	
57	800-5590	FICA Expense - Temporary - ER	1,727.45	4,000.00	4,000.00	
58	100-5650	State Unemployment Insurance	4,452.93	1,000.00	5,000.00	
58	600-5650	State Unemployment Insurance	-	-	-	
58	800-5650	State Unemployment Insurance	-	-	-	

100 - Ops & Main. 600 - Admin. 800 - AvCom Board Summary			Truckee Tahoe Airport District Proposed 2021 Budget Final	Forecasted Total Actual + Budget	2020 Budget 1/1/2020 12/31/2020	
Reference Key	Account	Account Name	2020	2020 Budget	2021 Budget	
59	100-5710	Health Insurance - Regular -FT	138,301.17	-	268,840.00	
59	600-5710	Health Insurance - Regular -FT	69,534.11	-	136,765.20	
59	800-5710	Health Insurance - Regular -FT	49,138.41	-	108,937.40	
59	100-5720	HSA ER match	143,878.98	309,764.00	20,006.97	
59	600-5720	HSA ER match	70,317.10	152,698.00	10,005.06	
59	800-5720	HSA ER match	58,515.80	120,302.00	13,340.08	
59	100-5730	Dental Insurance - Regular -FT	11,071.00	-	21,450.00	
59	600-5730	Dental Insurance - Regular -FT	5,649.39	-	11,182.60	
59	800-5730	Dental Insurance - Regular -FT	4,086.85	-	8,923.20	
59	100-5750	Vision Insurance - Regular -FT	1,802.42	-	3,575.00	
59	600-5750	Vision Insurance - Regular -FT	915.28	-	1,830.40	
59	800-5750	Vision Insurance - Regular -FT	656.84	-	1,458.60	
59	100-5770	Life Insurance - Regular - FT	3,053.90	-	4,000.00	
59	600-5770	Life Insurance - Regular - FT	1,239.62	-	1,500.00	
59	800-5770	Life Insurance - Regular - FT	563.97	-	800.00	
N/A	100-5780	Section 125 Plan Reimbursement	-	-	-	
N/A	600-5780	Section 125 Plan Reimbursement	-	-	-	
N/A	800-5780	Section 125 Plan Reimbursement	-	-	-	
N/A	100-5799	Insurance Reimbursement -EE WH	-	-	-	
N/A	600-5799	Insurance Reimbursement -EE WH	-	-	-	
N/A	800-5799	Insurance Reimbursement -EE WH	-	-	-	
60	100-5810	Workers' Comp Insurance Expens	32,834.60	30,222.00	31,000.00	
60	600-5810	Workers' Comp Insurance Expens	8,536.82	8,774.00	9,000.00	
60	800-5810	Workers' Comp Insurance Expens	7,374.58	9,750.00	10,000.00	
N/A	100-5910	Seminars/Training	5,298.83	-	-	
N/A	600-5910	Seminars/Training	8,801.64	-	-	
N/A	800-5910	Seminars/Training	4,674.60	-	-	
61	600-5925	Aviation Training Stipend - GM	-	-	-	
61	100-5930	Flight Curr-Aviation Cert Prog	-	1,000.00	1,000.00	
61	600-5930	Flight Curr-Aviation Cert Prog	-	5,000.00	5,000.00	
61	800-5930	Flight Curr-Aviation Cert Prog	260.00	2,000.00	2,000.00	
61	100-5990	Cell Phone Allowance	5,715.81	3,238.00	3,239.60	
61	600-5990	Cell Phone Allowance	2,688.78	2,588.00	2,591.68	
61	800-5990	Cell Phone Allowance	4,082.96	3,238.00	3,239.60	
61	600-5991	Car Allowance	4,985.44	7,202.00	7,202.00	
61	800-5991	Car Allowance	3,000.85	3,002.00	3,002.00	
61	100-5992	Uniform Reimburs - PERSable	1,152.20	2,004.00	2,000.00	
61	600-5992	Uniform Reimburs - PERSable	65.00	156.00	150.00	
61	800-5992	Uniform Reimburs - PERSable	523.11	300.00	650.00	
61	100-5993	Uniform Reimburs - nonPERSable	4,175.56	4,500.00	5,700.00	
61	600-5993	Uniform Reimburs - nonPERSable	866.99	756.00	750.00	
61	800-5993	Uniform Reimbursement - nonPER	630.83	600.00	750.00	
		Total Payroll	3,578,252.15	3,693,906.00	3,789,609.65	
			-			
		Gross Profit	13,204,356.97	13,867,038.00	13,348,223.53	
		Expenses	-			
		Operating, General & Administrative Expenses	-			
82	800-6003	Homebasing Incentive	89,145.50	87,504.00	83,500.00	
63	800-6004	FLY QT Incentive Expense	181,282.05	195,000.00	180,000.00	
N/A	100-6010	Accidents and Damage	114.62	-	-	
64	100-6015	Security	32,294.83	63,996.00	64,000.00	
N/A	600-6015	Security	1,544.82	-	-	
N/A	600-6020	Airshow	4,687.25	-	-	
65	800-6020	Airshow Expenses	178,499.41	250,000.00	250,000.00	
N/A	100-6024	AvCom Safety	32,629.35	60,000.00	-	

100 - Ops & Main.		Truckee Tahoe Airport District		Forecasted	2020 Budget	
600 - Admin.		Proposed 2021 Budget		Total	1/1/2020	
800 - AvCom		Final		Actual + Budget	12/31/2020	
Board Summary						
Reference Key	Account	Account Name	2020	2020 Budget	2021 Budget	
N/A	600-6024	AvCom Safety	405.83	-		
66	800-6024	AvCom Safety	74,959.00	99,996.00	105,000.00	
67		Safety			40,000.00	
93	100-6029	Publication - Legal Notices	2,055.00	-	2,000.00	
N/A	600-6029	Publication - Legal Notices	-	-		
N/A	800-6029	Publication - Legal Notices	-	-		
68	100-6030	Cash Over/Short	-	-		
68	600-6030	Cash Over/Short	2,114.49	5,004.00	5,000.00	
N/A	800-6040	Community Outreach	4,727.05	-		
69	100-6041	Telephone/Internet	8,773.20	12,752.00	51,000.00	
N/A	600-6041	Telephone/Internet	23,253.66	36,211.00		
N/A	800-6041	Telephone/Internet	1,627.73	2,041.00		
69	100-6043	Radios	6,716.50	8,000.00	10,000.00	
69	600-6043	Radios	-	-		
69	800-6043	Radios	30.24	2,000.00	2,000.00	
N/A	100-6044	AWOS/Weather Sevice/Maintenanc	4,668.81	-		
N/A	100-6047	Communications-Maint & Service	1,064.75	-		
N/A	600-6047	Communications-Maint & Service	131.44	-		
N/A	800-6047	Communications-Maint & Service	-	-		
70	100-6051	Conference Registration Fees	1,845.00	-	2,000.00	
70	600-6051	Conference Registration Fees	1,209.50	-	2,000.00	
70	800-6051	Conference Registration Fees	90.00	-	2,000.00	
70	100-6052	Seminars/Training	10,368.00	27,434.00	10,000.00	
70	600-6052	Seminars/Training	29,630.72	53,412.00	30,000.00	
70	800-6052	Seminars/Training	28,457.38	30,659.00	30,000.00	
71	600-6060	County Support	-	128,000.00	140,000.00	
72	100-6065	Credit Card Processing Fees	71,315.31	72,501.00	75,000.00	
72	100-6066	Credit Card Fees-Hangars	26,438.62	32,101.00	35,000.00	
73	600-6070	Directors' Fees	6,643.07	9,996.00	10,000.00	
73	600-6073	Director Technology Expense	6,307.55	15,000.00	15,000.00	
73	600-6075	Directors' Meeting Supp & Exp	8,118.76	6,396.00	10,000.00	
73	600-6077	Directors' Mileage	250.00	600.00	250.00	
73	600-6079	Directors' Medical Insurance	70,017.46	68,004.00	75,000.00	
74	100-6091	Dues/Subsription	-	-		
74	600-6091	Dues/Subscr - Dues	4,315.87	3,600.00	5,000.00	
74	800-6091	Dues/Subscr - Dues	32,935.30	14,856.00	35,000.00	
74	100-6095	Dues/Subscr - Subscriptions	12,244.00	26,556.00	5,000.00	
75	600-6100	Election Expense	4,165.00	9,996.00	10,000.00	
76	100-6110	Employee Relations Activities	8,642.60	2,980.00	5,000.00	
76	600-6110	Employee Relations Activities	32,626.88	22,861.00	35,000.00	
76	800-6110	Employee Relations Activities	2,313.83	661.00	5,000.00	
76	100-6111	Fitness Allowance	4,561.66	6,504.00	12,600.00	
76	600-6111	Fitness Allowance	2,168.99	3,000.00	3,600.00	
76	800-6111	Fitness Allowance	2,875.19	3,000.00	4,200.00	
77	100-6125	Recruiting/Pre-Employment/Drug	3,114.97	3,636.00	4,000.00	
77	600-6125	Recruiting/Pre Employment/Drug	850.00	1,680.00	1,500.00	
77	800-6125	Recruiting/Pre Employment/Drug	700.00	1,680.00	1,500.00	
78	600-6131	Equipment Rental - Copier	12,001.00	15,000.00	15,000.00	
79		Office Lease			45,000.00	
N/A	800-6139	Flight Track Oper - Site Lease	6,367.20	-		
N/A	100-6140	Geographic Info System	23.65	-		
N/A	600-6140	Geographic Info System	-	-		
80	800-6140	Geographic Info System	25,189.14	30,000.00	30,000.00	
83	100-6141	Liability Insurance	3,525.86	3,576.00	4,620.00	
83	600-6141	Liability Insurance	37,872.20	36,432.00	47,380.00	
83	100-6143	Property Insurance	21,112.56	24,576.00	36,750.00	

100 - Ops & Main. 600 - Admin. 800 - AvCom			Truckee Tahoe Airport District	Forecasted	2020 Budget	
Board Summary			Proposed 2021 Budget	Total	1/1/2020	
			Final	Actual + Budget	12/31/2020	
Reference Key	Account	Account Name	2020	2020 Budget	2021 Budget	
83	600-6143	Property Insurance	76,409.21	92,436.00	138,250.00	
84	600-6150	Library and Reference Material	45.00	108.00	100.00	
N/A	800-6155	Newsletter	3,399.85	-		
85	100-6160	Office Equipment	8,192.73	996.00	5,000.00	
85	600-6160	Office Equipment	6,313.60	5,004.00	5,000.00	
85	800-6160	Office Equipment	76,189.47	130,992.00	5,000.00	
85	800-6165	Office Equipment - IT Hardware	-	-	130,000.00	
86	100-6170	Office Supplies	3,014.65	3,876.00	3,000.00	
86	600-6170	Office Supplies	9,004.01	7,740.00	10,000.00	
86	800-6170	Office Supplies	1,573.14	3,876.00	3,000.00	
86	600-6175	Breakroom Supplies	3,178.91	5,004.00	5,000.00	
87	100-6180	Small Tools	14,954.98	16,664.00	16,000.00	
87	600-6180	Small Tools	2,090.29	3,996.00	3,000.00	
87	800-6180	Small Tools	470.89	996.00	1,000.00	
87	100-6181	Shop Supplies	5,425.79	8,332.00	8,000.00	
81	100-6183	Grounds Maintenance	25,852.70	30,000.00	30,000.00	
N/A	600-6183	Grounds Maintenance/Landscaping	524.62	-		
88	100-6185	Janitor/Cleaning	12,750.29	12,600.00	15,000.00	
88	600-6185	Janitor/Cleaning	53,782.69	57,396.00	55,000.00	
89	100-6186	WOB CAM	85,015.53	90,000.00	90,000.00	
91	100-6190	Permits, Licenses & Fees	13,902.81	24,996.00	25,000.00	
92	100-6200	Postage, Freight and Delivery	515.63	996.00	1,000.00	
92	600-6200	Postage, Freight and Delivery	1,945.47	2,004.00	2,000.00	
92	800-6200	Postage, Freight and Delivery	506.09	996.00	1,000.00	
93	100-6210	Printing & Copying	835.00	2,004.00	2,000.00	
93	600-6210	Printing & Copying	2,649.67	3,996.00	4,000.00	
93	800-6210	Printing & Copying	835.00	2,004.00	2,000.00	
94	600-6221	Accounting & Audit	24,300.00	24,999.00	25,000.00	
95	100-6223	Legal	-	-		
95	600-6223	Legal	55,080.50	75,000.00	75,000.00	
95	800-6223	Legal	220.00	-		
96	100-6225	Computer Support	377.10	-	5,000.00	
96	600-6225	Computer Support	75,132.05	42,996.00	45,000.00	
96	800-6225	Computer Support	25,561.04	57,996.00	50,000.00	
N/A	100-6227	Other Professional Fees	-	90,000.00		
N/A	600-6227	Other Professional Fees	98,240.33	95,004.00		
N/A	800-6227	Other Professional Fees	119,739.58	135,000.00		
97		Studies & Plans			115,000.00	
97		Studies & Plans			365,000.00	
97		Studies & Plans			165,000.00	
98		Lobbyist			50,000.00	
99		Greenhouse Gas Initiatives			75,000.00	
N/A	600-6228	Fiscal Analyst -Sustainability	30,000.00	30,000.00	-	
100	100-6229	Engineering Expense	3,472.25	-	100,000.00	
N/A	600-6229	Engineering Expense	74,798.29	18,000.00		
100	800-6229	Engineering Expense	42,500.00	102,000.00	20,000.00	
101	100-6230	Control Tower			480,000.00	
101	800-6230	Control Tower	842,735.92	860,004.00	480,000.00	
106	800-6234	Community/Agency Partnerships	839,691.84	1,504,200.00	1,000,000.00	
106		Community/Agency Partnerships Multi Year			688,477.00	
102	800-6235	Public Relations	17,290.27	39,996.00	40,000.00	
103	800-6236	Media/ Ads	51,389.80	49,999.00	50,000.00	
108	800-6237	Promotional Items	2,753.00	5,000.00	5,000.00	
104	800-6238	Events and Programs	32,381.88	35,499.00	35,500.00	
105	800-6239	Community Sponsorships	53,559.00	70,000.00	100,000.00	
107	800-6240	Pilot Outreach	61,571.56	77,998.00	78,000.00	

100 - Ops & Main. 600 - Admin. 800 - AvCom Board Summary			Truckee Tahoe Airport District Proposed 2021 Budget Final	Forecasted Total Actual + Budget	2020 Budget 1/1/2020 12/31/2020	
Reference Key	Account	Account Name	2020	2020 Budget	2021 Budget	
103	800-6242	Website	26,575.75	20,001.00	70,000.00	
109	100-6310	Fuel,Transportation & Mileage	41.18	-	500.00	
109	600-6310	Fuel,Transportation & Mileage	217.79	-	1,000.00	
109	800-6310	Fuel,Transportation & Mileage	2,467.77	-	3,000.00	
109	100-6330	Meals	-	-	1,000.00	
109	600-6330	Meals	-	-	1,000.00	
109	800-6330	Meals	-	-	1,000.00	
90	800-6350	Flight Track Maintenance	228,228.61	260,000.00	235,000.00	
90	800-6351	Flight Track - Noise	33,400.00	-	35,000.00	
110	100-6410	Utilities	186,293.61	225,000.00	202,500.00	
110	600-6410	Utilities	21,491.94	-	22,500.00	
N/A	100-6450	Fire Monitoring	406.25	-		
N/A	100-6465	Purchase Discounts	(129.85)	-		
111	600-6471	Bank Service Chgs&Vendor Chgs	3,378.60	2,400.00	5,000.00	
111	600-6480	Interest Expense	500,622.04	248,845.00	252,000.00	
62	800-6501	ACAT - Meeting Misc.	856.51	756.00	1,000.00	
62	800-6505	ACAT - Monthly Stipends	7,245.90	7,200.00	7,500.00	
62	800-6510	ACAT - Subscriptions	65.00	156.00		
62	800-6512	ACAT - Office Supplies	964.74	-	1,000.00	
62	800-6523	ACAT - Programs	17,845.08	41,904.00	40,500.00	
62	800-6535	ACAT - Conference/Travel	-	-		
62	100-6541	ACAT - Enhanced UNICOM Ops	-	-		
		Total Operating Expenses	5,019,166.15	6,104,166.00	7,020,727.00	
			-			
N/A	600-6700	R & M - Vehicles	23.00	-		
112	100-6750	Vehicle - R & M	32,925.32	47,001.00	50,000.00	
112	100-6770	Fleet Fuel Purchase	38,561.04	53,000.00	53,000.00	
112	100-6800	Vehicle -Insurance	8,789.81	9,996.00	12,000.00	
113	100-6850	Equipment - R & M	103,181.72	177,996.00	200,000.00	
114	100-6915	Airfield Signage & Lighting	-	-	35,000.00	
115	100-6925	Aviation Safety Equipment	11,562.36	9,996.00	10,000.00	
114	100-6929	Ground Service Equipment	11,421.17	-	15,000.00	
114	100-6937	Fuel Dispensing	12,603.47	11,004.00	15,000.00	
114	100-6955	AWOS - Parts	355.27	-	500.00	
125	100-6970	Cessna JTA	26,110.37	-	30,000.00	
121	100-7110	Fire Extinguishers	7,362.17	5,000.00	25,000.00	
121	100-7111	Fire Supression	3,985.52	4,000.00	5,000.00	
121	100-7112	Fire Alarm Monitoring	-	5,000.00	5,000.00	
N/A	100-7130	Brush & Pest Control	74.70	-		
116	100-7150	Airfield Maintenance-Striping	665,258.99	805,000.00	125,000.00	
N/A	100-7160	Landscaping and Fencing	571.10	-		
116	100-7190	Non AIP Airfield Maintenance-Pavement	-	-	25,000.00	
117		Fuel Farm R&M			15,000.00	
117	100-7220	Hangar R & M	163,834.51	361,996.00	250,000.00	
117	100-7290	Keys and Locks	941.04	-	1,000.00	
117	100-7300	OBL Building R & M	10,461.86	8,004.00	25,000.00	
117	100-7335	WOB R & M	18,464.20	32,004.00	5,000.00	
117	100-7341	Hangar 1 R & M	1,684.16	3,996.00	5,000.00	
N/A	100-7350	Car Rental Building R & M	415.00	996.00	-	
117	100-7360	Deli R&M	1,840.00	3,000.00	5,000.00	
117	100-7430	Warehouse R & M	28,552.87	27,000.00	20,000.00	
N/A	100-7510	Firefighting-Equipment/Supply	7,680.00	-		
121	100-7560	Haz. Mat. - Disposal Cost	3,802.40	-	5,000.00	
117	100-7600	Admin Terminal Bldg R & M	40,805.84	164,998.00	30,000.00	
N/A	600-7600	Admin & Terminal Bldgs R & M	3,759.26	-		
124	100-7660	Forest Management	250,593.73	175,000.00	250,000.00	

100 - Ops & Main. 600 - Admin. 800 - AvCom Board Summary			Truckee Tahoe Airport District	Forecasted	2020 Budget
			Proposed 2021 Budget	Total	1/1/2020
			Final	Actual + Budget	12/31/2020
Reference Key	Account	Account Name	2020	2020 Budget	2021 Budget
	100-7740	Maintenance Bldg R & M	33,397.43	66,996.00	5,000.00
		Total R&M Expense	1,489,018.31	1,971,983.00	1,221,500.00
			-		
		EBITDA	6,696,172.51	5,790,889.00	5,105,996.53
			-		
	600-7900	Depreciation Expense	2,499,996.00	2,499,996.00	2,500,000.00
	600-7910	Depr Exp-Airside Improvements	-	-	
	600-7920	Depr Exp-Building Improvements	-	-	
	600-7930	Depr Exp-Buildings & Structures	-	-	
	600-7940	Depr. Exp. - Equipment	-	-	
	600-7950	Depr. Exp. - Land Improvements	-	-	
	600-7960	Depr. Exp. - Vehicles	-	-	
		Total Depreciation	2,499,996.00	2,499,996.00	2,500,000.00
			-		
		Net Income	4,196,176.51	3,290,893.00	2,605,996.53

Truckee Tahoe Airport District
Non-Operational Costs-Capital Expenditures 2020 & 2021

	Estimated 2020	2021
Cash flow from Operations (Net Operating Loss)	838,907.76	2,605,996.53
FAA Grant Eligible Items		
Capital Expense	1,411,155.37	4,781,000.00
Total of Grant Eligible Items	1,333,906.59	4,781,000.00
Estimated Grant Proceeds 90% FAA, 5% State of CA	(1,200,515.93)	(4,742,900.00)
Estimated TTAD Contribution to Above Items	133,390.66	38,100.00
Capital Projects		
AIP Taxiway Alpha		4,400,000.00
AIP Design Work 2/20 Reconstruction		381,000.00
Admin Building		
EAA CAP Building Repl		50,000.00
Admin Parking Lot		1,600,000.00
Land Acquisition		1,000,000.00
Joerger Utilities		150,000.00
Plows & Buckets		50,000.00
Hangar 1 Door		100,000.00
Mobile Lift System		70,000.00
Tug Replacement		36,000.00
Fencing		25,000.00
West Hangar Row Access		350,000.00
Playground Expansion		60,000.00
Office Furniture		75,000.00
Warehouse sprinkler system		200,000.00
Generator & Building @ terminal		100,000.00
FMP Hangar 1 Electrical		25,000.00
FMP WOB HVAC Controls		15,000.00
FMP Maint Shop Door Springs		20,000.00
FMP Furnace/AC Careflight Building		10,000.00
FMP Self Serve Island Electrical		15,000.00
FMP Fuel Farm Electrical		10,000.00
Total Capital Projects	4,897,600.00	8,742,000.00
Net Cash Requirements for Capital Expenditures	(4,058,692.24)	(6,136,003.47)
Decrease in net assets	(4,058,692.24)	(6,136,003.47)
Total Estimated Cash Available at January 1st	7,211,709.00	5,653,016.76
Total Estimated Cash Available December 31st before depreciation	3,153,016.76	(482,986.71)
Add back Depreciation	2,500,000.00	2,500,000.00
Total Cash Available December 31st	5,653,016.76	2,017,013.29