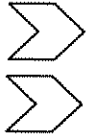



FARM ADVISOR
Roger Ingram, Farm Advisor



<input type="checkbox"/> Farm Advisor (60301)	\$	113,462
	Total	\$ 113,462





Farm Advisor Summary

	<u>06/07</u> <u>Actual</u>	<u>07/08</u> <u>Adopted</u>	<u>07/08</u> <u>Estimated</u>	<u>08/09</u> <u>Proposed</u>	<u>08/09</u> <u>Adopted</u>	<u>% Change</u> <u>From Prior</u> <u>Adopted</u>	
<i>Revenues</i>							
Taxes	-	-	-	-	-	NA	
Licenses, Permits & Franchises	-	-	-	-	-	NA	
Fines, Forfeitures, & Penalties	-	-	-	-	-	NA	
Use of Money & Property	-	-	-	-	-	NA	
Federal/State Intergovernmental	-	-	-	-	-	NA	
Charges for Services	-	-	-	-	-	NA	
Miscellaneous Revenues	-	-	-	-	-	NA	
Other Financing Sources	-	-	-	-	-	NA	
General Fund Transfers	-	-	-	-	-	NA	
General Fund Allocation	94,378	108,603	110,104	113,462	113,462	4.5%	
Total Revenues	94,378	108,603	110,104	113,462	113,462	4%	
<i>Expenses</i>							
Salaries & Benefits	53,692	46,961	48,868	50,528	50,528	7.6%	
Services & Supplies	31,056	35,583	35,653	36,897	36,897	3.7%	
Other Charges	-	-	-	-	-	NA	
Overhead Cost Allocation (A87)	9,630	26,059	25,583	26,037	26,037	-0.1%	
Capital Assets	-	-	-	-	-	NA	
Other Financing Uses	-	-	-	-	-	NA	
Interfund Activity	-	-	-	-	-	NA	
Contingency	-	-	-	-	-	NA	
Total Expenses	94,378	108,603	110,104	113,462	113,462	4%	
Fund Balance Added (Used)	-	-	-	-	-		
Staffing:	1.00	1.00	1.00	1.00	1.00		
			June 30, 2008			June 30, 2009	
			Projected	FY 08/09	FY 08/09	FY 08/09	Projected
			Fund Balance	Revenue	Expense	Net Change	Fund Balance
General Fund	Fund #0101	*	113,462	113,462	-	*	
			113,462	113,462	-		

* See General Fund Balance and Reserves in Section 1 for the FY 2008-09 General Fund analysis.



Farm Advisor

Mission Statement:

To help all segments of the community benefit from the scientific advances in our nation's land grant universities, particularly in the areas of agriculture, family and consumer sciences, and youth development.

Service Description:

This department is a unique example of three levels of government (Nevada County, University of California, and the United States Department of Agriculture) partnering in the delivery of non-credit, non-formal educational opportunities and scientific advances in the areas of agriculture, natural resources, and family and consumer sciences. University professionals and staff give leadership. Programs include livestock and natural resources, plant science and horticulture, nutrition, 4-H Youth Development, Master Composters and Master Gardeners.

Major Accomplishments in 2007-08:

- Agricultural viability was improved by providing 20 workshops, 1 business planning and 1 agricultural marketing workshop series, 1 community event (Sierra Nevada Small Farm Progress Days) 400 consultations, 5 newsletters, continued support of Nevada County Free Range Beef, Local Food Coalition, Nevada County GROWN, and participation in county policy development focused on improved agricultural viability.
- Residential composting was increased by training 18 new and 60 current volunteers, presenting 12 workshops and 1 training, writing and distributing 4 newsletter articles, 16 news releases, 312 publications, and providing 472 consultations.
- Sustainable pest and soil management practices were implemented through 2 educational programs, 4 newsletter articles, 175 consultations, and development of 2 foothill specific information sheets for growers.
- Youth competencies and life skills were improved for 372 Nevada County youth 5-19 years of age through the training of 139 volunteers and in providing over 35 events,

activities and trainings, 12 newsletters, 24 email bulletins, 700 consultations, in 9 community clubs in the 4-H youth development program.

- Youth nutritional status was improved for Nevada County children by providing 115 consultations, 3 newsletters, and 36 trainings, with 50 elementary and pre-school classroom teachers that served 800 school-age youth.

Objectives & Performance Measures for 2008-09:

Objective:

Continue to improve the agricultural viability in Nevada County for local residents and agricultural producers.

Performance Measures:

- Hold a minimum of 16 educational workshops and training/forums.
- Provide a minimum of 235 consultations.
- Continue the distribution of 7 newsletters and 3 information sheets.
- Work and consult with Nevada County Free Range Beef, Nevada County Grown and others to improve niche marketing of local meat, produce, and value-added products.

Objective:

Continue to provide ongoing opportunities to educate the public about residential composting.

Performance Measures:

- Continue to provide training on compost education to the volunteers.
- Continue to maintain and train 50-70 volunteers.
- Recruit and train 15-20 new volunteers.
- Present to the community a minimum of 8 workshops and trainings.
- Continue our distribution of 4 newsletter articles, 16 news releases, and 200 publications.
- Reach a consultation level of at least 300.
- Increase number of residents reached by 15% through the Master Composters program.

Objective:

Increase the use of sustainable pest and soil management practices for agricultural producers and home residents.



Farm Advisor

Performance Measures:

- Hold 8 educational workshops.
- Provide at least 50 consultations.
- Distribute 2 newsletters and 3 informational sheets articles.

Objective:

Develop competencies and skills needed for lifelong success for Nevada County youth 5-19 years of age through the 4-H club youth development program.

Performance Measures:

- Maintain or increase the number of educational events, activities and trainings.
- Provide at least 200 consultations.
- Continue the distribution of 12 newsletters.
- Continue the oversight of 10 4-H Clubs.
- Maintain our recruitment and training levels of our adult volunteers.

Objective:


Improve youth nutritional status for Nevada County children.

Performance Measures:

- Continue to provide educational events, activities and trainings for teachers in the school and preschool systems.
- Maintain or increase the number of consultations provided.
- Continue our distribution of 3 newsletters.
- Provide continued education for elementary school students and preschoolers.
- Continue our recruitment and training of at least 30 elementary school teachers and staff.

Service Budget Unit Code	- 60301
Office/Department	- Farm Advisor
Major Service Area	- Education/Ag Education





Farm Advisor (60301)

	<u>06/07</u> <u>Actual</u>	<u>07/08</u> <u>Adopted</u>	<u>07/08</u> <u>Estimated</u>	<u>08/09</u> <u>Proposed</u>	<u>08/09</u> <u>Adopted</u>	<u>% Change</u> <u>From Prior</u> <u>Adopted</u>
Revenues						
Taxes	-	-	-	-	-	NA
Licenses, Permits & Franchises	-	-	-	-	-	NA
Fines, Forfeitures, & Penalties	-	-	-	-	-	NA
Use of Money & Property	-	-	-	-	-	NA
Federal/State Intergovernmental	-	-	-	-	-	NA
Charges for Services	-	-	-	-	-	NA
Miscellaneous Revenues	-	-	-	-	-	NA
Other Financing Sources	-	-	-	-	-	NA
General Fund Transfers	-	-	-	-	-	NA
General Fund Allocation	94,378	108,603	110,104	113,462	113,462	4.5%
Total Revenues	94,378	108,603	110,104	113,462	113,462	4%
Expenses						
Salaries & Benefits	53,692	46,961	48,868	50,528	50,528	7.6%
Services & Supplies	31,056	35,583	35,653	36,897	36,897	3.7%
Other Charges	-	-	-	-	-	NA
Overhead Cost Allocation (A87)	9,630	26,059	25,583	26,037	26,037	-0.1%
Capital Assets	-	-	-	-	-	NA
Other Financing Uses	-	-	-	-	-	NA
Interfund Activity	-	-	-	-	-	NA
Contingency	-	-	-	-	-	NA
Total Expenses	94,378	108,603	110,104	113,462	113,462	4%
Fund Balance Added (Used)	-	-	-	-	-	
Staffing:	1.00	1.00	1.00	1.00	1.00	
2008-09 Fund Analysis:						
					Fund Balance	
		Revenues	Expenses		Added (Used)	
General Fund	Fund #0101	113,462	113,462		-	
		113,462	113,462		-	

Comments/Analysis of Differences:

The General Fund allocation was increased by \$300 to sustain current service of communications through newsletters and mailings.

Public Hearing Comments:

Adopted as proposed.



