



**SEWER CONNECTION PERMIT APPLICATION
INSPECTION FORM**

EDEN RANCH

COUNTY OF NEVADA
COMMUNITY DEVELOPMENT AGENCY
SANITATION DISTRICT NO. 1
950 MAIDU AVENUE, NEVADA CITY, CA 95959-8617

COUNTY USE ONLY

FOR COUNTY STAFF USE ONLY

**SANITATION DISTRICT NO. 1
EDEN RANCH
SEWER SERVICE INSPECTION**

STEG (SEPTIC TANK EFFLUENT GRAVITY) or
STEP (SEPTIC TANK EFFLUENT PUMP)

ZONE: _____ LOT NO: _____ OWNER: _____

SITE ADDRESS: _____

<u>INSPECTION ITEM</u>	<u>DATE</u>	<u>INITIAL</u>
1. Overall field layout is similar to approved site plan.	_____	_____
2. Septic tank has a minimum capacity of 1,500 gallons. Approximate outside dimensions are 8' x 5' x 6'. See site plan for any traffic lid requirement.	_____	_____
3. No leaks in tank. All side inlets were plugged and water level was maintained at approximately one (1) inch above the riser connection to the tank lid for a 24-hour test period. Tank will be filled with water to at least one inch into the riser prior to inspection request.	_____	_____
4. All-weather access road provides access to within fifty (50) feet of septic tank (minimum acceptable surfacing is gravel).	_____	_____
5. All electric splices are waterproof.	_____	_____
6. Backflow prevention device is required	_____	_____
7. Water lines crossing sewer lines shall rest a minimum of 12 inches above sewer line.	_____	_____

8. Cleanouts: One at upper terminal placed at closest point beyond last angle as close as possible to structure (if no cleanout beneath structure. Then cleanout must be two-way); one cleanout each 100 feet or fraction thereof; and on additional cleanout is required for each aggregate direction change exceeding 135 degrees.

9. Trench inspection required prior to backfilling

FINAL INSPECTION WILL NOT OCCUR PRIOR TO DISTRICT RECEIPT OF OFFER OF DEDICATION AND EASEMENT DEED.

COMMENTS:

Pump Mfg: _____ Pump Size: _____ Serial No: _____

INSPECTION: When all items are satisfactory, sign, date, and return this form to the office.

NOTE: The service valve shall be left in the 'ON' position so that sewage may commence to flow to the leachfield/treatment plant.

Inspected By: _____ **Date:** _____

EDEN RANCH SEWER CONNECTION - SUPPLEMENT

**DO NOT
BEGIN
CONSTRUCTION
PRIOR TO
DISTRICT APPROVAL
OF
SITE PLAN LAYOUT**

**DISTRICT INSPECTION (530) 265-1555
SCHEDULE INSPECTIONS 48 HOURS IN ADVANCE
BETWEEN 8:00 A.M. AND 3:30 P.M. MONDAY THROUGH
FRIDAY. WE DO NOT INSPECT ON HOLIDAYS OR
WEEKENDS**

THE DISTRICT WILL CONTACT YOU WHEN SITE PLAN IS READY.

WE MAY BE ABLE TO SAVE YOU SOME CONSTRUCTION COSTS



SEWER CONNECTION RIGHT-OF-ENTRY
EDEN RANCH
COUNTY OF NEVADA
COMMUNITY DEVELOPMENT AGENCY
SANITATION DISTRICT NO. 1
950 MAIDU AVENUE, NEVADA CITY, CA 95959-8617
(530) 265-1411 FAX (530) 265-9849 www.mynevadacounty.com

COUNTY USE ONLY

A. TO BE COMPLETED BY APPLICANT

Sanitation District **Zone 9 Eden Ranch**

Lot No. _____ APN: _____ Building Permit No. _____

Site Address: _____

Owner: _____ Phone: _____

Type of Service: _____

Permit Fee: <https://www.mynevadacounty.com/1594/New-Sewer-Connections>

Applicant Signature: _____ Date: _____

1. THE FOLLOWING MUST BE SUBMITTED PRIOR TO FINAL APPROVAL OF YOUR SEWER SERVICE:

- Offer of Dedication (enclosed)
- Recorded Easement with Exhibits "A" and "B" for On-Site Facility (sample enclosed)
- Recorded Easement(s) (perpetual public utility easement and right of entry) with appropriate exhibits for any off-site construction, maintenance and repair (sample enclosed)

2. THE FOLLOWING WILL REQUIRE DISTRICT INSPECTION:

- Septic Tank, Pressure Sewer Piping, Sewage Effluent Pump, Pump Electrical Control Panel, all-weather Access Road, and, if required, a Backflow Prevention Device.
- Installation of all the above described items and appurtenances thereto shall be constructed and installed in accordance with the design criteria and standards set out in the enclosed manual entitled "Penn Valley On-Lot Sewer Facilities Installation and Materials Specifications."
- All requests for inspection shall be scheduled between 8:00 a.m. and 5:00 p.m., Monday through Friday, by calling (530) 265-1555. Inspections shall be scheduled 48 hours in advance. We do not inspect on holidays or weekends.

B. TO BE COMPLETED BY THE LEGAL OWNER OF THE PROPERTY:

I/We hereby certify as the legal owner(s) of the property that I/We have read this permit and confirm all the information is correct I/We agree to comply with all applicable District Ordinances, County Ordinances and State laws pertaining to the installation, operation and maintenance of the sewer facilities on my property. I/We agree to install and properly maintain on on-lot sewer facilities in accordance with the Sanitation District Ordinance Numbers SD-43 and SD-71. On-lot sewer facilities include gravity service line from house to tank, grinder pump tank assembly or septic tank with effluent pump, pressure discharge line from pump to connection at the pressure lateral stub located outside of the valve box near the edge of the street right-of-way, pump level controls, electrical panel, alarm and electrical conduit.

Owner Signature

Date

Owner Signature

Date

“NOTARIZED SIGNATURES REQUIRED”

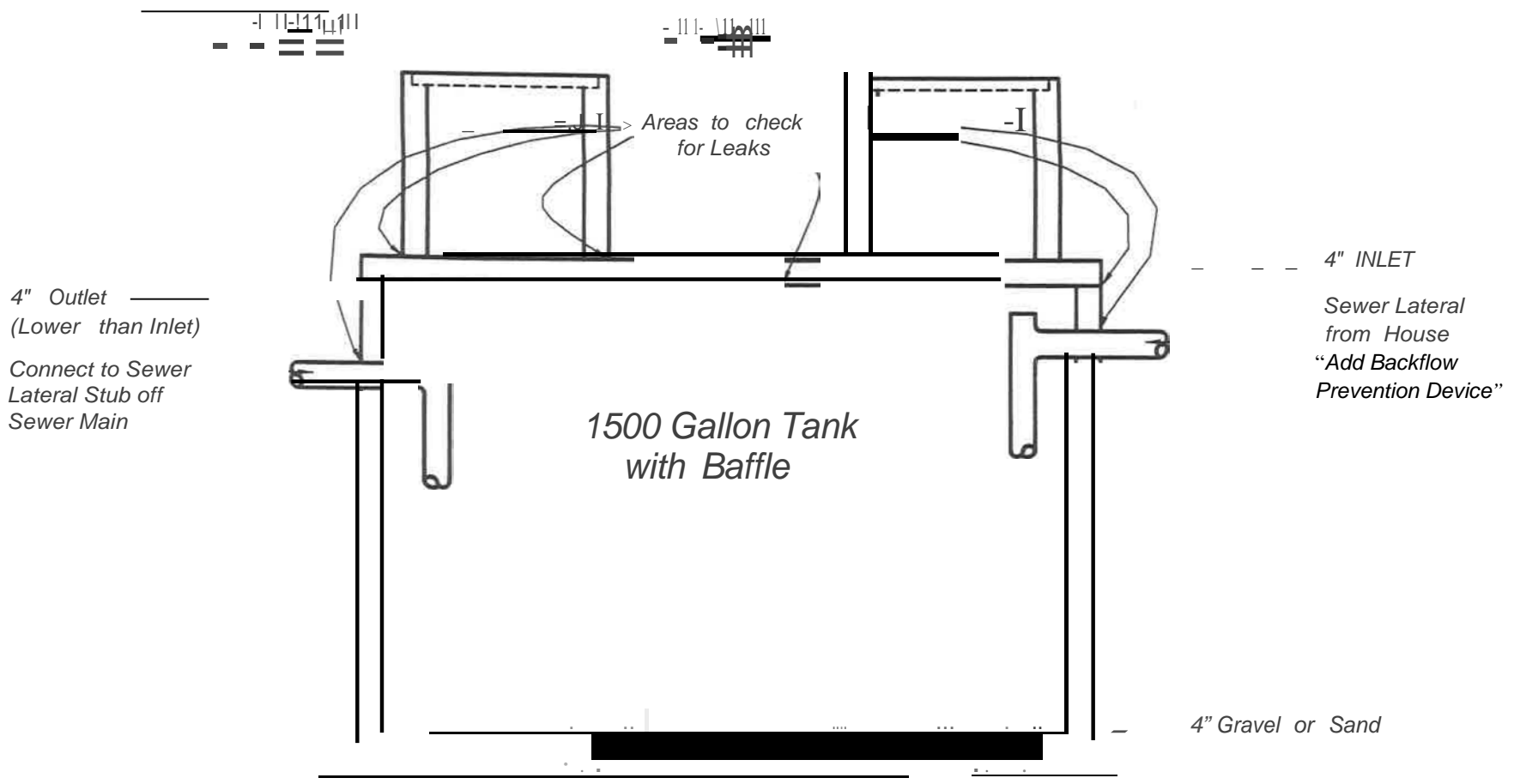
C. TO BE COMPLETED BY THE SANITATION DISTRICT:

Sewer Connection Permit Number: _____ Effluent Pump Size: _____

Backflow Prevention Device Required: _____

Permit issued by: _____ Date: _____

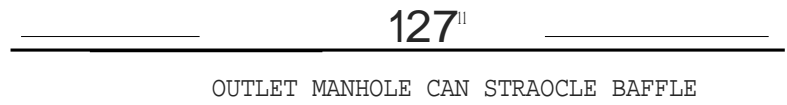
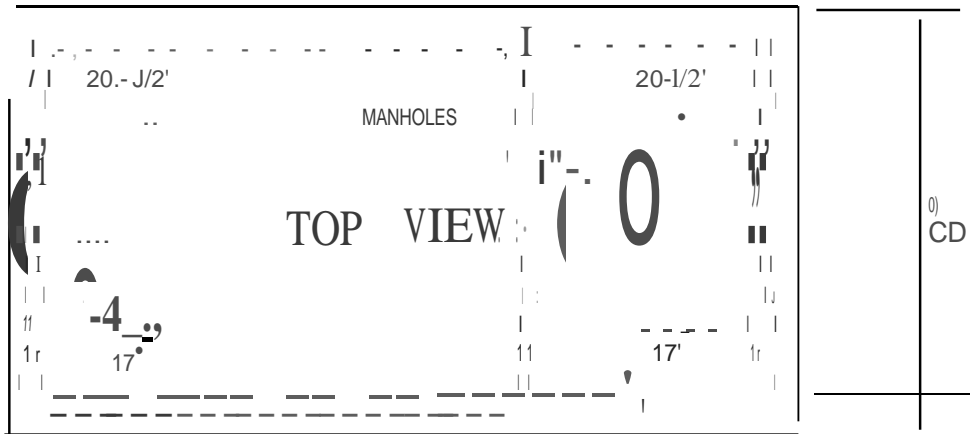
H:\PW\X-FORMS\Wastewater\Sewer Connection Permit Masters\Sewer Connection Permit Supplement - Eden Ranch\ER Supplement.docx



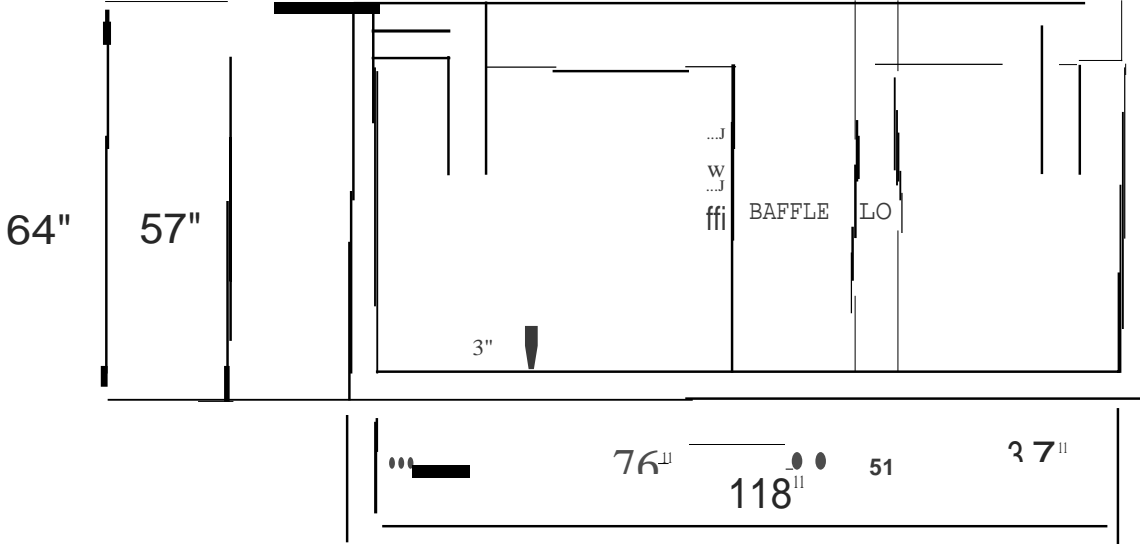
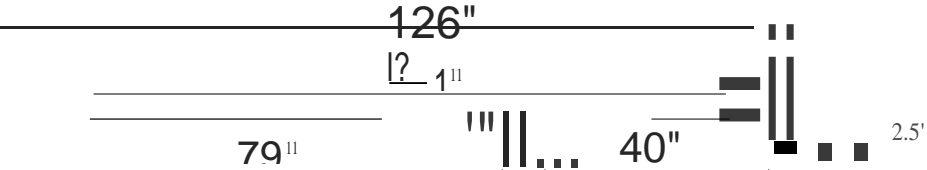
NOTES:

- 1. Bed bottom of hole with sand or gravel to level out tank.
- 2. Make sure tank holds water. Test for 24 hours 2" into riser.
- 3. Access area to service and vacuum tanks.
- 4. Provide, two copies of site plan showing tank location.

COUNTY OF NEVADA DEPARTMENT OF TRANSPORTATION AND SANITATION	
<h2 style="margin: 0;">EDEN RANCH SEPTIC TANK DETAIL</h2>	
Approved by: _____ Senior Civil Engineer	STANDARD DRAI ^T INC 303
_____ Date	



Oloiee of
 stde or end outlet
 End outlet only



Merrill and Sons 1500 gal. septic tank

REIN=DRCEO CO ETE BAFFLE ANO ABS SEPTIC TEES

MERRILL & SONS

12619 LOMA RICA DRIVE
 GRASS VALLEY, CA 95915
 PHONE (530) 273--1005 FAX (530) 273--1309