

MENTAL HEALTH SERVICES ACT (MHSA)

COMMUNITY MEETING

APRIL 6TH, 2021

AGENDA

- Welcome and MHSA Overview
- Behavioral Health Director Update
- Early Psychosis Programming
- Annual Plan Update FY 21 /22
- HOME Team Review

MHSA UPDATES & OVERVIEW

WHAT IS MHSA?



WELLNESS • RECOVERY • RESILIENCE

- ❖ The Mental Health Services Act (MHSA) – Prop 63, was passed by California Voters in November 2004 and went into effect in Jan 2005
- ❖ MHSA is funded by a 1% tax on personal income over \$1 million/per year
- ❖ Since MHSA is tied to personal income, funding can be extremely volatile based on economic factors

5% of total funding is set aside for Innovation – of the *remaining* funding:

Prevention and Early
Intervention (PEI)

20%

Community Services
and Supports (CSS)

80%

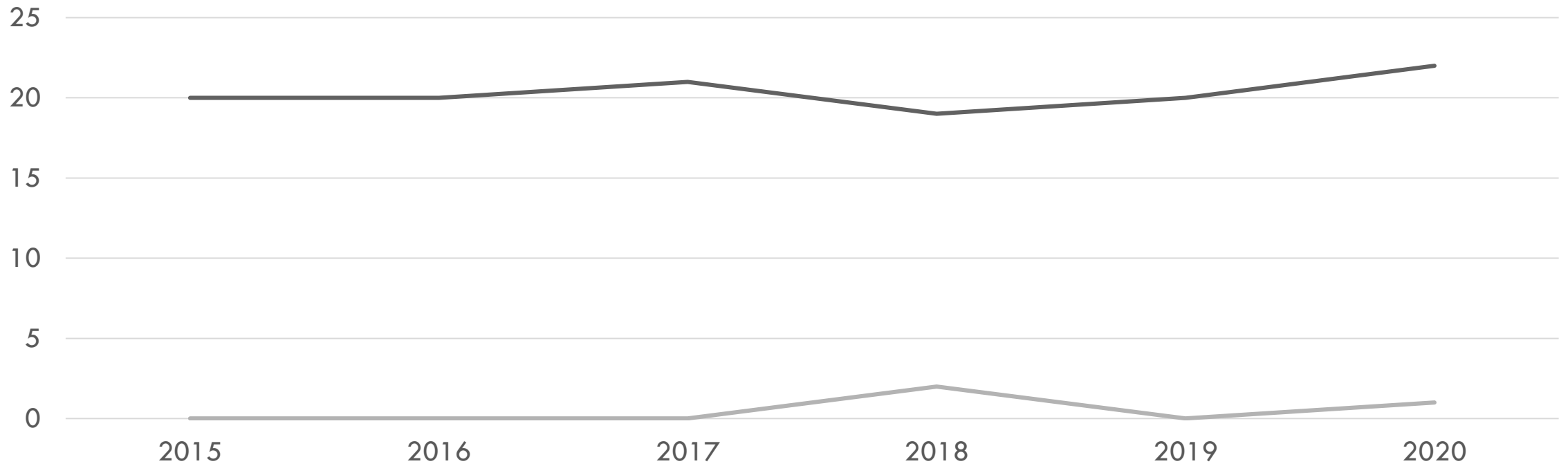
PEI programs aim to prevent mental health issues, and implement early strategies to keep serious mental illnesses from being disabling, if possible. 51% of funding set aside for individuals 25 years or younger.

CSS programs provide treatment and recovery services to individuals living with serious mental illness or emotional disturbance. 51% of CSS funding is set aside for Full Service Partnerships (FSP) – “whatever it takes” services. Funding can also be utilized for Workforce Education and Training (WET) programs.

BEHAVIORAL HEALTH DIRECTOR UPDATES

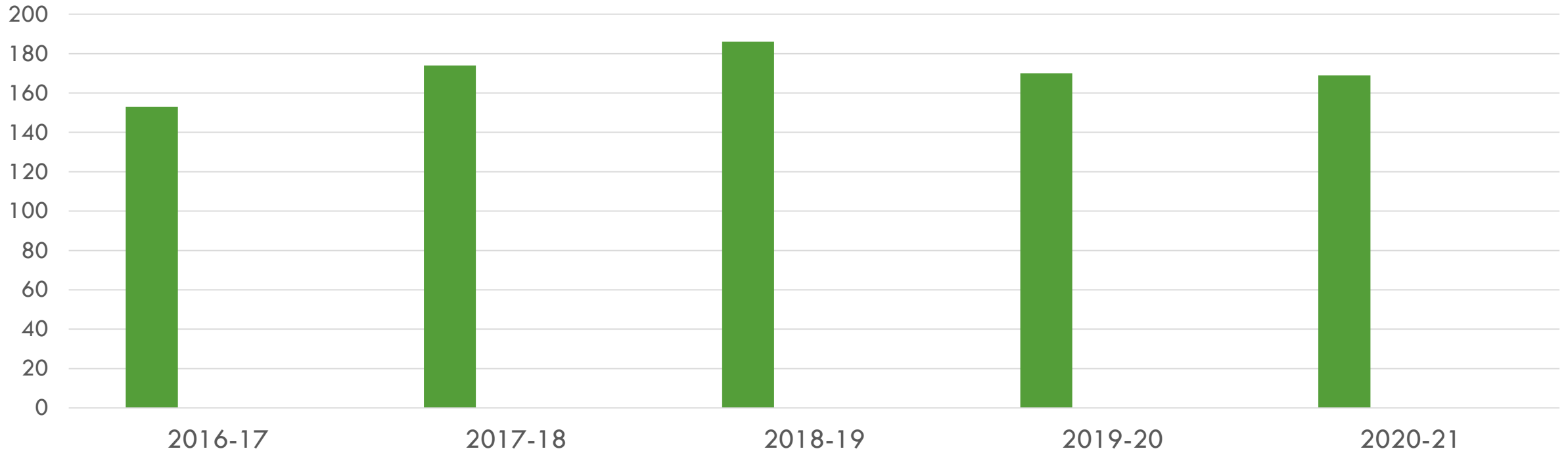
COVID UPDATES

- Vaccinations and case rates
- Impact on services
 - How to adapt to changing regulations
- Impact on overall community mental health and demand for services
 - Importance of staying fact based but being prepared



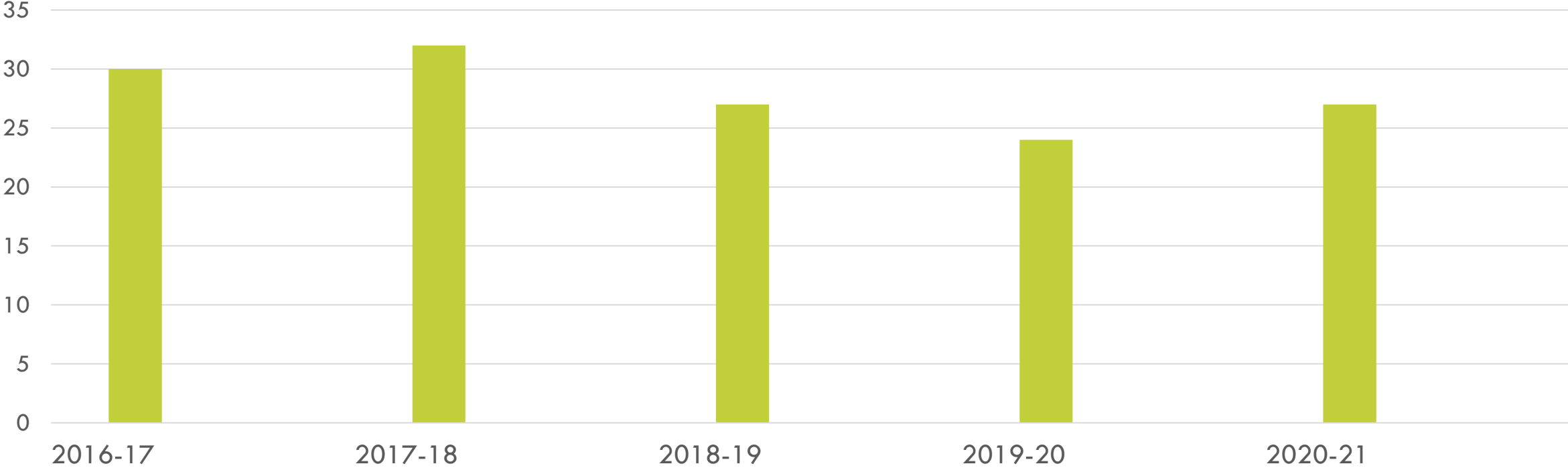
SUICIDE RATES STABLE DURING THE PANDEMIC

Average Monthly Crisis Assessments



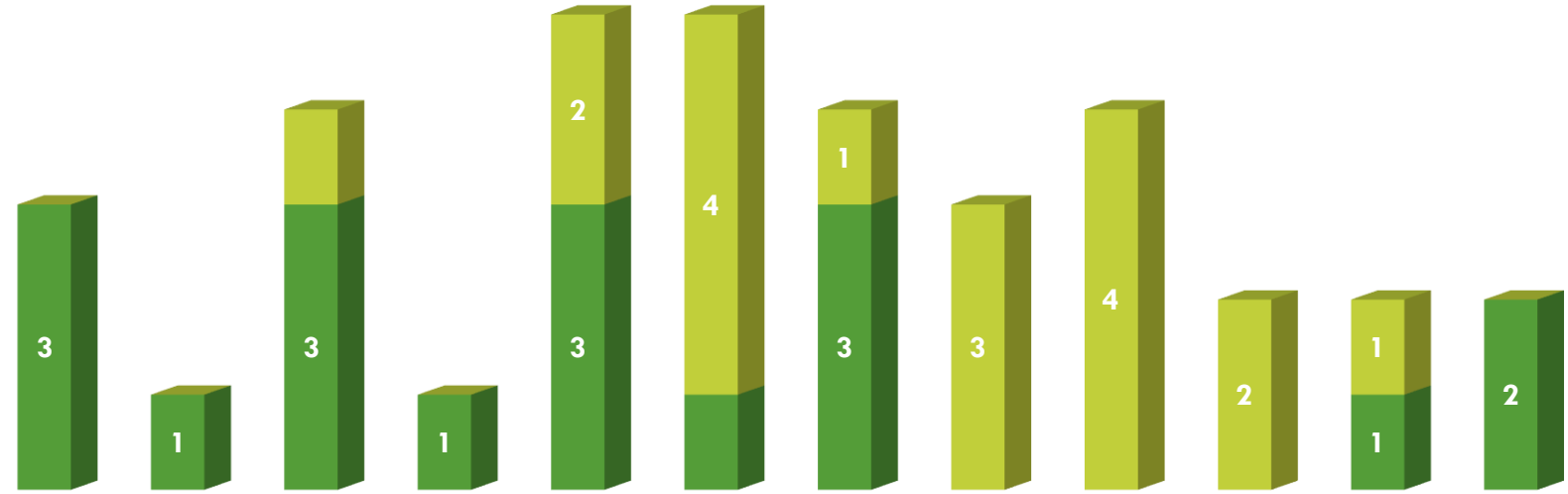
CRISIS ASSESSMENT DEMAND VARIED

Average Monthly Hospitalizations



5150 HOSPITALIZATIONS SOMEWHAT DOWN

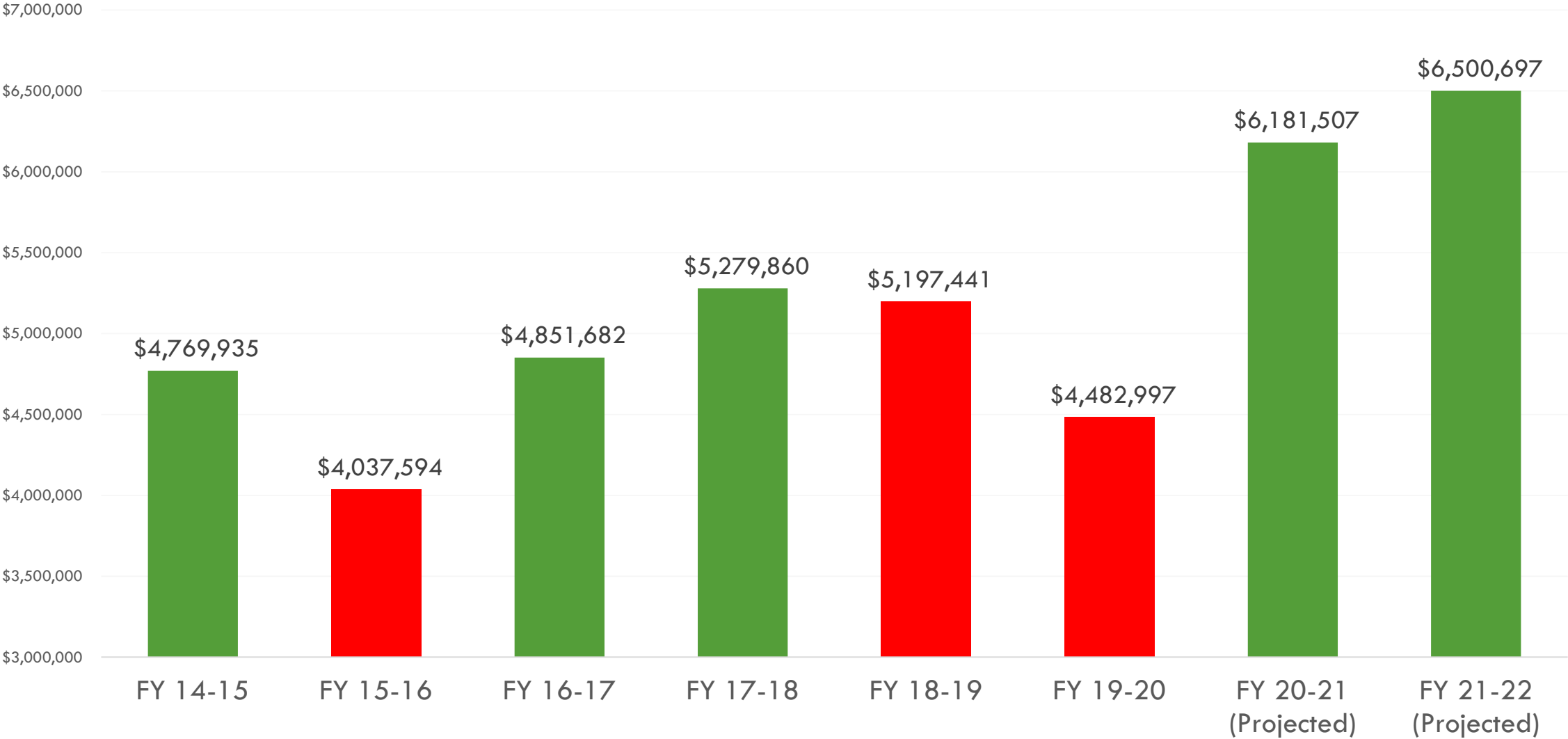
Total Deaths Involving Fentanyl = 18
Total Deaths Not Involving Fentanyl = 18



INCREASE IN ACCIDENTAL OVERDOSE DEATHS

FISCAL AND CONTRACT UPDATES

Nevada County MHPA Annual Revenue



MHSA Statewide Estimated Revenues (Cash Basis-Millions of Dollars)

	Fiscal Year			
	19/20	20/21	21/22	22/23
Cash Transfers	\$1,452.1	\$2,090.4	\$1,921.9	\$1,939.2
Annual Adjustment	\$443.6	\$523.0	\$900.0	\$450.0
Interest	\$10.7	\$10.7	\$10.7	\$10.7
Total	\$1,906.4	\$2,624.1	\$2,832.6	\$2,399.9

EARLY PSYCHOSIS PROGRAMMING

RECENT GRANT REQUEST

- Why early psychosis programming is important
- Core concept of this proposal
 - Model for rural services
 - Hub and spoke with UC Davis
 - Training for local staff
- What happens next
 - Role of partners in identification of youth
 - Funding model for the program

ANNUAL PLAN UPDATE FOR FY 21/22

CHANGES TO THE THREE YEAR PLAN

Community Services and Supports (CSS)

- Shifting Truckee case manager program from Innovation to CSS (GSD)
- 1.5 slot increase at Gateway Mountain Center to further support youth FSP programming in Eastern County
- Shifting Crisis/CSU costs from Realignment to MHSA – increasing hospitalization costs
- Strategic increases to largest contracted treatment providers

PEI

- 2% increase to contracts

INN

- Truckee case manager program has ended; shifted to CSS

NEXT STEPS

- ❖ **Public Comment Period: April 7th through May 6th**
 - Email public comment to MHSA@co.nevada.ca.us
 - Mail public comment to:
Priya Kannall
500 Crown Point Circle, Suite 120
Grass Valley, CA 95945
- ❖ **Public Hearing: May 7th at Mental Health and Substance Use Advisory Board Meeting** (likely to be virtual meeting)

HOME TEAM
FY 19/20 REVIEW

OVERVIEW

- ❖ The Homeless Outreach and Medical Engagement (HOME) Team began providing services in April of 2019 with the goal of “meeting people where they are at”.
- ❖ The HOME Team aims to provide access and linkage to services for individuals who are experiencing chronic homelessness.
- ❖ Included on the team are a Nurse, 2 Personal Services Coordinators, a Housing Navigator, and a Peer Specialist.
- ❖ The HOME Team project is a collaborative effort between Nevada County Behavioral Health, Hospitality House, Turning Point, AMI Housing, and local Law Enforcement.

JULY 2019 – JUNE 2020

SERVICES:

- ❖ 322 individuals were provided access and linkage to services
- ❖ 113 received ongoing case management services
- ❖ 4,327 services were provided
 - Case management, local transportation, and housing counseling were the 3 most provided services.
- ❖ 938 referrals were made
 - Emergency Sheltering, Substance Use Services (Granite Wellness and Common Goals), and Nevada County Behavioral Health were the top 3 referrals made.
 - 40% of referrals were connected

HOUSING — HOME TEAM FY 19/20

43 people were housed during FY 19/20

- 70% of people housed retained their housing during the FY

HOME Team Housing FY 19-20				
	Placed in Housing		Returned to Homelessness	
	Permanent	Transitional	Permanent	Transitional
Home ICM	13	15	0	9
Home Engaged	9	6	3	1
Total	22	21	3	10


Housing by Location											
	Permanent Housing Locations					Transitional Housing Locations					
	PSH	Private Pay	Family	Turning Point	Board & Care	Recovery Res.	Booth	Odyssey	B2H	P47	Sober Living
Home ICM	5	5	2	1	0	4	4	0	5	2	0
Home Engaged	1	2	0	4	2	2	0	3	0	0	1
Total	6	7	2	5	2	6	4	3	5	2	1

MEDICAL OUTCOMES - HOME TEAM FY 19/20

MEDICAL SERVICES

133 RECEIVED MEDICAL
ENGAGEMENT

12 RECEIVED NURSING
CASE MANAGEMENT

 **62%** REDUCTION IN
EMERGENCY
ROOM VISITS
FOR CASE MANAGED INDIVIDUALS

TOP 3 MEDICAL NEEDS:

WOUND CARE
NUTRITION
CHRONIC HEALTH CONDITIONS



SUD & MH SERVICES



SUBSTANCE USE

DISORDER SERVICES

31 ASSESSMENTS COMPLETED
26 CONNECTED TO SERVICES
21 COMPLETED PROGRAMS

MENTAL HEALTH SERVICES

42 ASSESSMENTS COMPLETED
41 CONNECTED TO SERVICES



THANK YOU!

Please fill out the [anonymous demographic & meeting feedback survey](#)! Link to follow via email as well.